



Go Further

ford.com

VEHICLE DESCRIPTION

EDGE

2013 FORD EDGE-SEL FWD
5-PASSENGER
3.5L TI-VCT V6 ENGINE
6-SPD SELECTSHIFT TRANS

DB B11710

EXTERIOR
WHITE PLATINUM MET TRI-COAT
INTERIOR
BLACK LEATHER


STANDARD EQUIPMENT INCLUDED AT NO EXTRA CHARGE			
EXTERIOR <ul style="list-style-type: none">AUTO PROJ BEAM HEADLAMPSSUPPLEMENTAL PARK LAMPSREAR SPOILER, BODY COLORMIRRORS-MAN FOLD DUAL PWR HEATED WITH APPROACH LAMPDUAL EXHAUST TIPSPRIVACY GLASS	INTERIOR <ul style="list-style-type: none">10WAY PWR DR SEAT W/LUMBAR60/40 EASYFOLD REAR BENCHTILT/TELESCOPE STR COLUMNLEATHER WRAPPED STR WHEEL W/CRUISE AND AUDIO CONTRO1-TOUCH UP/DOWN DRIVER WINDUAL ILLUM VANITY MIRRORSCARGO MANAGEMENT SYSTEMCUPHOLDERS - 8ILLUMINATED ENTRYFLOORMATS-1ST AND 2ND ROW	FUNCTIONAL <ul style="list-style-type: none">HILL START ASSIST18.0 GALLON FUEL TANKSYNC W/ MYFORDA/C, DUAL ZONE ELECTRONICPARTICULATE AIR FILTERREVERSE SENSING SYSTEMSPEED CONTROLAM/FM SINGLE CD/MP3, 6SPKRSIRIUS SAT SVC N/A AK&HIEASYFUEL CAPLESS FILLERMYKEYPOWERPOINTS (4)SECURICODE, KEYLESS ENTRYREAR WIPER/WASHER/DEFROST	SAFETY/SECURITY <ul style="list-style-type: none">ADVANCETRAC WITH RSCAIRBAGS - DUAL STAGE FRONTAIRBAGS - FRONT SEAT MOUNTED SIDE IMPACTAIRBAGS - SAFETY CANOPYSOS POST CRASH ALERT SYSTIRE PRESSURE MONITOR SYS WARRANTY <ul style="list-style-type: none">3YR/36,000 BUMPER / BUMPER5YR/60,000 POWERTRAIN5YR/60,000 ROADSIDE ASSIST

INCLUDED ON THIS VEHICLE	(MSRP)		(MSRP)
EQUIPMENT GROUP 205A <ul style="list-style-type: none">•SYNC VOICE ACTIVATED SYSTEMS•MYFORD TOUCH•LEATHER COMFORT PACKAGE•REAR VIEW CAMERA	2,620.00	PRICE INFORMATION BASE PRICE TOTAL OPTIONS	\$31,080.00 7,270.00
		TOTAL VEHICLE & OPTIONS DESTINATION & DELIVERY	38,350.00 825.00
		TOTAL BEFORE DISCOUNTS	39,175.00
OPTIONAL EQUIPMENT 2013 MODEL YEAR WHITE PLATINUM MET TRI-COAT P245/60R18 A/S BSW TIRES VISION PACKAGE .BLIND SPOT MONITORING SYS CA EDGE VISTA LHTR & PWR PKG FRONT LICENSE PLATE BRACKET CALIFORNIA/GREEN STATES EMISS PANORAMIC VISTA ROOF VOICE ACTIVATED NAVIGATION SYS POWER LIFTGATE 18" CHROME CLAD WHEELS	495.00 480.00 NO CHARGE NO CHARGE NO CHARGE 1,595.00 795.00 490.00 795.00	EQUIPMENT GROUP SAVINGS CA EDGE VISTA LHTR DISC TOTAL SAVINGS	- - 1,125.00 - 1,745.00

	RAMP ONE		TOTAL MSRP \$37,430.00
	RB27		
	RAMP TWO	FINAL ASSEMBLY PLANT	This label is affixed pursuant to the Federal Automobile Information Disclosure Act. Gasoline, License, and Title Fees, State and Local taxes are not included. Dealer installed options or accessories are not included unless listed above.
		OAKVILLE	
	METHOD OF TRANSP.	ITEM #: 71-7223 O/T 2	
	RAIL	CJ191 N RB 2X 320 000703 09 19 12	


EPA DOT

Fuel Economy and Environment



Gasoline Vehicle

Fuel Economy



22 MPG

combined city/hwy

19 city

27 highway

4.5 gallons per 100 miles

You spend **\$400** more in fuel costs over 5 years compared to the average new vehicle.

Annual fuel cost

\$2,400

Fuel Economy & Greenhouse Gas Rating (tailpipe only)

Smog Rating (tailpipe only)

1

5

10

Best

1

5

10




Best

This vehicle emits 406 grams CO₂ per mile. The best emits 0 grams per mile (tailpipe only). Producing and distributing fuel also create emissions; learn more at fueleconomy.gov.


Actual results will vary for many reasons, including driving conditions and how you drive and maintain your vehicle. The average new vehicle gets 23 MPG and costs \$11,600 to fuel over 5 years. Cost estimates are based on 15,000 miles per year at \$3.55 per gallon. MPGe is miles per gasoline gallon equivalent. Vehicle emissions are a significant cause of climate change and smog.

fueleconomy.gov

Calculate personalized estimates and compare vehicles



Smartphone QR Code™



GOVERNMENT 5-STAR SAFETY RATINGS

Overall Vehicle Score ★ ★ ★ ★

Based on the combined ratings of frontal, side and rollover. Should ONLY be compared to other vehicles of similar size and weight.

Frontal Crash	Driver Passenger	★ ★ ★
---------------	------------------	-------

Based on the risk of injury in a frontal impact. Should ONLY be compared to other vehicles of similar size and weight.

Side Crash	Front seat Rear seat	★ ★ ★ ★ ★
------------	----------------------	-----------

Based on the risk of injury in a side impact.

Rollover ★ ★ ★ ★

Based on the risk of rollover in a single-vehicle crash.

Star ratings range from 1 to 5 stars (★★★★★), with 5 being the highest. Source: National Highway Traffic Safety Administration (NHTSA). www.safercar.gov or 1-888-327-4236



2FMDK3JC6DBB11710



Extended Service Plan

Ford ESP is the only extended service plan honored at every Ford dealership in the U.S. and Canada. See your dealer for additional details or visit www.FordOwner.com for more information.



FordCredit

Choose the vehicle you want. Whether you decide to lease or finance, you'll find the choices that are right for you. See your Ford Dealer for details or visit www.FordCredit.com.

IIHS Ratings

Top Safety Pick Award Winner

Frontal Offset	GOOD
Side Impact	GOOD
Rear Impact	GOOD
Roof Strength	GOOD

The Institute rates vehicles Good, Acceptable, Marginal, or Poor based on performance.



Scan this code to experience this vehicle or text 2FDBB11710 to 48028

or Visit ford.com/windowsticker

Standard messaging & data plan rates may apply.