



**2015 OUTLANDER 2.4 SE 2WD
4-DOOR SUV
COPPER / BLACK**

2.4L SOHC I4 MIVEC
CONTINUOUSLY VARIABLE TRANSMISSION
50-STATE EMISSIONS STANDARD

Mechanical Features

- 2.4L MIVEC SOHC 16-valve 4-cylinder engine
- Electric Power Steering
- Continuously Variable Transmission
- Front-Wheel Drive

Exterior Features

- Auto-off halogen headlights
- Fog lights with chrome accents
- Color-keyed power side-view mirrors with turn indicators
- Rear combination tail lights
- Color-keyed front bumper with silver accent
- Color-keyed rear bumper with silver accent
- Color-keyed outer door handles
- Roof carrier plug-in accommodation
- Front grille with silver accents
- Short pole antenna
- Heated side-view mirrors
- Front windshield speed-sensitive variable intermittent wipers
- Rear window intermittent wiper/washer with defroster
- Rear privacy glass
- Aero wiper blades
- Wheel arch moldings
- 18-inch alloy wheels
- Temporary spare tire

Interior Features

- Color multi-information display
- High-contrast meter gauge cluster
- Gloss black instrument panel
- Dual-visor vanity mirrors with illumination
- Front map lights
- Center dome light
- ECO indicator light
- Rear cargo area light
- 7-passenger seating
- Combination leatherette and fabric seating surfaces
- Heated front seats
- 6-way adjustable driver's seat
- 4-way adjustable front passenger seat
- Front passenger seat back pocket
- 60/40 split fold-down rear seats with independent slide and reclining adjustments (2nd row)
- 50/50 3rd row flat fold-down feature
- Front Dual-zone automatic climate control
- Micron air filtration
- Rear heater floor ducts
- Leather-wrapped steering wheel
- Tilt and telescopic steering wheel
- Leather-wrapped shift knob
- Gloss black shifter panel
- Silver painted accents
- Soft-touch upper instrument panel and door trim
- Chrome-plated inner door handle
- Carpeted floor mats
- Remote hood and fuel door release lever

Convenience Features

Convenience Features (cont'd)

- 6.1" Touch panel display audio system with 6 speakers (replaces std. audio head unit)
- Digital HD Radio®
- FUSE Hands-free Link System® with Bluetooth® technology, USB port, and steering wheel controls
- Rearview camera system
- Steering wheel mounted audio controls
- FAST-Key passive entry system
- One-touch Start/Stop (OSS) engine switch
- ECO Mode switch
- Cruise control
- Power door locks and side-view mirrors
- Power windows with driver's side auto up/down feature
- 12-volt accessory outlets (x2)
- Floor center console box with armrest and cup holders
- Instrument panel lower-center storage
- Door trim pockets with bottle holder
- Rear seat center armrest with cupholders
- 3rd row cupholder and storage space
- Underfloor cargo area storage
- Cargo tie-down utility hooks

Safety & Security

- Hill Start Assist
- Anti-lock Braking System with Electronic Brakeforce Distribution and brake assist
- Active Stability Control
- Traction Control Logic
- Tire Pressure Monitoring System
- Side curtain airbags
- Front seat-mounted side airbags
- Driver's knee airbag
- Advanced dual-stage front airbags
- Three-point seatbelts and head restraints for all seating positions
- Height adjustable front shoulder belts with pretensioner
- LATCH child-restraint system
- Child safety rear door locks
- Anti-theft security alarm system
- Anti-theft engine immobilizer
- RISE body construction
- Front pedestrian impact crumple zones

Optional Equipment

- | | |
|---|-------------------|
| FULL TANK OF GAS | INCLUDED |
| SE PREMIUM PACKAGE | \$2,600.00 |
| <ul style="list-style-type: none"> POWER GLASS SUNROOF WITH TILT AND SLIDE FUNCTION LEATHER SEATING SURFACES BLACK ROOF RAILS 710W ROCKFORD FOSGATE® PREMIUM SOUND SYSTEM W/ 9 SPEAKERS INC 10IN SUBWOOFER W/ PUNCH CONTROL®, DTS® NEURAL SURROUND,PREMIDIA-WIDE SURROUND, AND DOLBY® VOLUME SIRIUSXM® SATELLITE RADIO WITH 3 MONTH SUBSCRIPTION POWER DRIVER'S SEAT WITH SEAT BACK POCKET WOODGRAIN INTERIOR TRIM PANELS POWER REMOTE TAILGATE | |

MSRP*: \$24,195.00
Total Optional Equipment: \$2,600.00
 Subtotal: \$26,795.00
 Destination/Handling: \$850.00
Total MSRP*: \$27,645.00
*MSRP (Manufacturer's Suggested Retail Price)

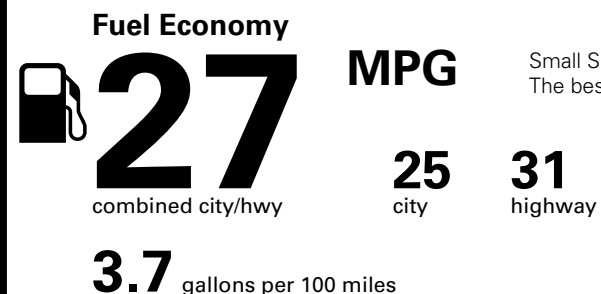
Visit us at www.mitsubishicars.com



Fuel Economy and Environment




Gasoline Vehicle



Small SUVs range from 16 to 31 MPG. The best vehicle rates 119 MPGe.

You save \$1,250
 in fuel costs over 5 years compared to the average new vehicle.

Annual fuel COST
\$1,950



This vehicle emits 325 grams CO₂ per mile. The best emits 0 grams per mile (tailpipe only). Producing and distributing fuel also create emissions; learn more at fuelconomy.gov.


Actual results will vary for many reasons, including driving conditions and how you drive and maintain your vehicle. The average new vehicle gets 24 MPG and costs \$11,000 to fuel over 5 years. Cost estimates are based on 15,000 miles per year at \$3.50 per gallon. MPGe is miles per gasoline gallon equivalent. Vehicle emissions are a significant cause of climate change and smog.

fuelconomy.gov

Calculate personalized estimates and compare vehicles



Smartphone QR Code™



10-year 100,000-mile LIMITED POWERTRAIN WARRANTY

10 ^{YEAR} /100,000 ^{MILE} POWERTRAIN	7 ^{YEAR} /100,000 ^{MILE} ANTI-CORROSION/PERFORATION
5 ^{YEAR} /60,000 ^{MILE} BUMPER-TO-BUMPER	5 ^{YEAR} /UNLIMITED ^{MILE} ROADSIDE ASSISTANCE

*See participating Retailer for Limited Warranty and Roadside Assistance terms and conditions.

Parts Content Information

For vehicles in this carline:
 U.S./Canadian Major Sources of Parts Content: Foreign Parts Content:
 0% JAPAN 95%

For this vehicle:
 Final Assembly Point: **OKAZAKI, JAPAN**
 Country of Origin:
 Engine: JAPAN Transmission: JAPAN

Note: Parts content does not include final assembly, distribution, or other non-parts costs.

GOVERNMENT 5-STAR SAFETY RATINGS

Overall Vehicle Score ★★★★★
 Based on the combined ratings of frontal, side and rollover. Should ONLY be compared to other vehicles of similar size and weight.

Frontal Crash	Driver	★★★★★
	Passenger	★★★★★

Based on the risk of injury in a frontal impact. Should ONLY be compared to other vehicles of similar size and weight.

Side Crash	Front seat	★★★★★
	Rear seat	★★★★★

Based on the risk of injury in a side impact.

Rollover ★★★★★
 Based on the risk of rollover in a single-vehicle crash.

Star ratings range from 1 to 5 stars (★★★★★) with 5 being the highest.
 Source: National Highway Traffic Safety Administration (NHTSA).
www.safercar.gov or 1-888-327-4236

Cumulative Accessory Weight is 4.1 lbs

Method of Transport: TRUCK
 Plant/Port of Entry: HUENEME, CA

VIN : JA4AD3A32FZ002575
 Route Code : TSE

Gasoline, license and title fees, applicable federal, state and local taxes and dealer and distributor installed options and accessories are not included in the manufacturer's suggested retail price. This label has been applied to this vehicle pursuant to federal law and cannot be moved or altered prior to delivery to the ultimate purchaser.

Cumulative Accessory Weight is 4.1 lbs