



DESCRIPTION **2019 / 9502A IS 300 4-DR SDN**
COLOR **NEBULA GRAY PEARL**
VIN **JTHBA1D2XK5086610**
FINAL ASSEMBLY POINT **TAHARA, AICHI, JAPAN**

Delivered by Truck to:
LEXUS OF GLENDALE
1221 S BRAND BOULEVARD
PO BOX 250520 (ZIP 91225)
GLENDALE CA91204



STANDARD EQUIPMENT & INSTALLED OPTIONS

STANDARD FEATURES

- * 2.0-Liter Twin-Scroll Turbocharged Inline 4-cylinder, Variable Valve Timing Intelligent Wide (VVT-iW) Intake; (VVT-i) Exhaust
- * 241 Horsepower, 258 lb-ft Torque
- * 8-speed Sport Direct-Shift Transmission
- * Drive Mode Select (ECO, Normal, Sport & Snow)
- * Steering Wheel Mounted Paddle Shifters
- * 17-in 5-Spoke Alloy Wheels
- * Dual Fr Airbags, Dual Fr Knee Airbags, Fr & Rr Seat-Mounted Side Impact Airbags, Fr & Rr Side Curtain Airbags, Supplemental Restraint Sys (SRS)
- * Theft-Deterrent System w/ Engine Immobilizer
- * Vehicle Dynamics Integrated Management (VDIM)
- * Anti-Lock Braking System (ABS) with Electronic Brakeforce Distribution (EBD), Brake Assist (BA), and Smart Stop Technology
- * Lexus Safety System+, Pre-Collision System (PCS) w/Pedestrian Detection, High Speed-Dynamic Radar Cruise Control; Lane Departure Alert w/Steering Assist & Intelligent High Beam Headlamps
- * Auto On/Off LED Low and High Beam Headlamps with Daytime Running Lights (DRL)

- * 10-Way Power Driver's Seat (Incl 2-Way Lumbar) and 8 - Way Power Passenger's Seat
- * SmartAccess with Push-Button Start/Stop
- * Dual-Zone Automatic Climate Control
- * One-Touch Open/Close Pwr Tilt-and-Slide Moonroof
- * Rear View Mirror- Auto Dimming, HomeLink Garage Door Opener
- * Lexus Multimedia System with 7.0 in Color Display, 10-Speaker Lexus Premium Sound System, Voice Command, Siri Eyes Free
- * Lexus Enform Safety Connect and Service Connect (Complimentary for the First 10-Yrs of Ownership)
- * Lexus Enform Remote (1-Year Trial Included) w/ Smart Watch & Alexa Skill integration
- * Scout GPS Link TurnStream(TM) Compatible (Subscription included through 2023)
- * SiriusXM Satellite Radio (3-Mo All Access Trial)
- * Carpet Floor Mats

MANUFACTURER'S SUGGESTED RETAIL PRICE

- ** Blind Spot Monitor w/Rear Cross-Traffic Alert (Includes Blind Spot Monitor Complimentary Credit of \$600)
- ** Rear Lip Spoiler

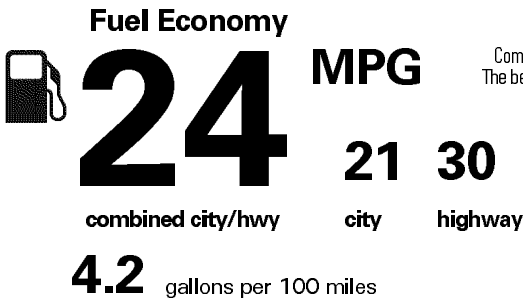
\$38,310.00

-N/C-

389.00

EPA DOT Fuel Economy and Environment

Gasoline Vehicle

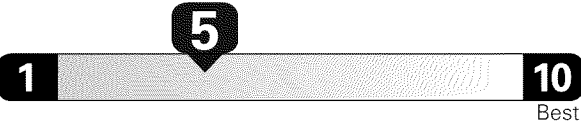


Compacts range from 14 to 107 MPG. The best vehicle rates 136 MPGe.

You spend **\$ 2,500** more in fuel costs over 5 years compared to the average new vehicle.

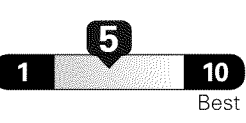
Annual fuel cost **\$ 1,900**

Fuel Economy & Greenhouse Gas Rating (tailpipe only)



This vehicle emits 360 grams CO2 per mile. The best emits 0 grams per mile (tailpipe only). Producing and distributing fuel also create emissions; learn more at fueleconomy.gov.

Smog Rating (tailpipe only)



Actual results will vary for many reasons, including driving conditions and how you drive and maintain your vehicle. The average new vehicle gets 27 MPG and costs \$7,000 to fuel over 5 years. Cost estimates are based on 15,000 miles per year at \$3.00 per gallon. MPGe is miles per gasoline gallon equivalent. Vehicle emissions are a significant cause of climate change and smog.

fueleconomy.gov

Calculate personalized estimates and compare vehicles



GOVERNMENT 5-STAR SAFETY RATINGS

Overall Vehicle Score ★★★★★
Based on the combined ratings of frontal, side and rollover. Should ONLY be compared to other vehicles of similar size and weight.

Frontal Crash Driver Passenger ★★★★★
Based on the risk of injury in a frontal impact. Should ONLY be compared to other vehicles of similar size and weight.

Side Crash Front seat Rear seat ★★★★★
Based on the risk of injury in a side impact.

Rollover ★★★★★
Based on the risk of rollover in a single-vehicle crash.

Star ratings range from 1 to 5 stars (★★★★★) with 5 being the highest.
Source: National Highway Traffic Safety Administration (NHTSA)
www.safercar.gov or 1-888-327-4236

SUB-TOTAL \$38,699.00
DELIVERY, PROCESSING AND HANDLING FEE 1,025.00
TOTAL **\$39,724.00**

APPLICABLE FEDERAL TAXES NOT INCLUDED

Manufacturer's suggested retail price includes manufacturer's recommended pre-delivery service.
License and title fees, state, local and applicable federal taxes, and dealer installed options and accessories are not included in the manufacturer's suggested retail price.
LEXUS NEW VEHICLE LIMITED WARRANTY Limited warranty coverage highlights include ^ 4YR / 50000 mile basic coverage ^ 6YR / 70000 mile powertrain coverage ^ 6YR / Unlimited mile corrosion perforation warranty See your Warranty and Services Guide for details.
LEXUS IS PLEASED TO OFFER THE FOLLOWING OWNER SUPPORT PACKAGE WITH EACH NEW LEXUS ^ 24 hour, 365 day/yr. roadside assistance plan ^ Complimentary 1st and 2nd scheduled maintenance services ^ Lodging for emergency breakdown 100 miles from home An extended service contract may be available for this vehicle. Ask dealer for details

617 F0316 L233

