



DESCRIPTION **2017 / 9424E RX 350 5-DR SUV**
COLOR **NIGHTFALL MICA**
VIN **2T2BZMCA7HC131479**
FINAL ASSEMBLY POINT **CAMBRIDGE, ONTARIO, CANADA**

Delivered by Truck to:
LEXUS OF BROOKLYN
6502 5TH AVENUE
BROOKLYN NY11220



STANDARD EQUIPMENT & INSTALLED OPTIONS

STANDARD FEATURES

- * 3.5 Liter 295HP Four Cam 24-Valve V6 Engine with Variable Valve Timing (VVT-iW)
- * 8-Speed Automatic Transmission
- * Drive Mode Select
- * Full Time Active Torque Control All-Wheel Drive
- * 18" Aluminum Alloy Wheels
- * Tire-Specific Pressure Monitoring System
- * 10 Airbags: Driver & Front Passenger: Front, Knee & Side (6), Rear Side (2), Side Curtain (2)
- * Lexus Safety System+: Pre-Collision System w/Ped Detection; All-Speed Dynamic Radar Cruise Control; Intelligent High Beam Headlamps; Lane Departure Alert w/Steering Assist & Lane Keep Assist
- * Anti-Lock Braking System (ABS) w/ Electronic Brakeforce Distribution (EBD) & Brake Assist
- * LED Fog Lamps, Tail Lamps, Daytime Running Lights, & Auto On/Off Bi-LED Headlamps
- * LED Clearance Lamps and Illuminated Door Handles
- * Vehicle Theft-Deterrent Sys w/Engine Immobilizer
- * Lexus Enform Safety Connect, Service Connect, Remote, (includes 1-year subscription)

- * Lexus 9-speaker Premium 8" Color LCD Display Audio System, HD Radio w/iTunes tagging, Dual USB iPod/MP3 Control, SiriusXM Satellite Radio (3-month All Access trial subscription included),
- * Scout GPS Link
- * Backup Camera
- * Auto Dual Zone Climate Control Sys w/Rear Vents
- * 10-Way Power NuLuxe-trimmed Front Seats
- * Power Tilt-and-Telescopic Steering Column
- * Reclining/Sliding 40/20/40 Split Rear Seat
- * Power Back Door
- * Rear View Mirror- Auto Dimming, Homelink Garage Door with Compass
- * SmartAccess with push-button Start/Stop
- * 4.2" Multi-Information Display with Lexus Personalized Settings, Trip Computer & Outside Temp Display
- * Carpeted Floor Mats

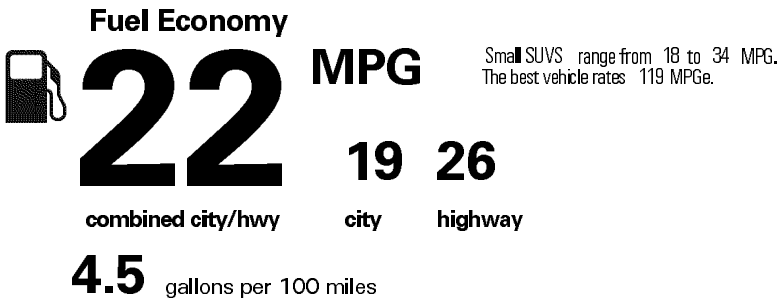
MANUFACTURER'S SUGGESTED RETAIL PRICE

- ** Blind Spot Monitor, Intuitive Parking Assist, Rear Cross Traffic Alert & Automatic Braking 1,065.00
- ** Matte Linear Dark Mocha Interior Trim 400.00
- ** Touch Free Power Rear Door 200.00
- ** Heated and Ventilated Front Seats 640.00
- ** Premium Package Includes: Leather Trim Seats, Power-folding Outside Mirrors, Driver's Seat/Steering Wheel/Mirror Memory, Aluminum Roof Rails 960.00
- ** Moonroof 1,100.00
- ** Towing Prep Pkg: Transmission Cooler, Heavy Duty Alternator/Radiator (does not include ball mount) 265.00
- ** Heated Leather Steering Wheel 150.00
- ** Cargo Net,Cargo Mat,Wheel Locks & Key Glove 299.00

\$44,620.00

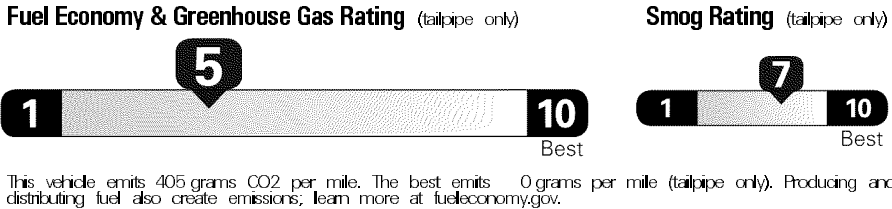
EPA DOT Fuel Economy and Environment

Gasoline Vehicle



You **spend**
\$ 1,250
more in fuel costs
over 5 years
compared to the
average new vehicle.

Annual fuel cost
\$ 1,650

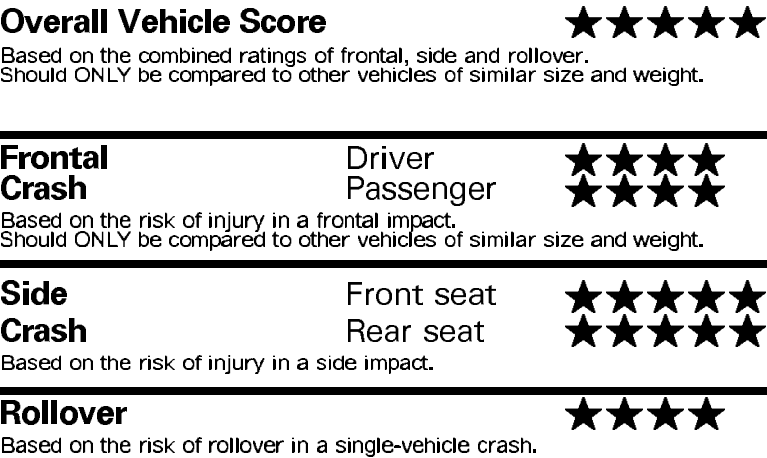


Actual results will vary for many reasons, including driving conditions and how you drive and maintain your vehicle. The average new vehicle gets 26 MPG and costs \$7,000 to fuel over 5 years. Cost estimates are based on 15,000 miles per year at \$2.45 per gallon. MPGe is miles per gasoline gallon equivalent. Vehicle emissions are a significant cause of climate change and smog.

fueleconomy.gov
Calculate personalized estimates and compare vehicles



GOVERNMENT 5-STAR SAFETY RATINGS



Star ratings range from 1 to 5 stars (★★★★★) with 5 being the highest.
Source: National Highway Traffic Safety Administration (NHTSA)
www.safercar.gov or 1-888-327-4236

SUB-TOTAL \$49,699.00
DELIVERY, PROCESSING AND HANDLING FEE 995.00
TOTAL **\$50,694.00**

APPLICABLE FEDERAL TAXES NOT INCLUDED

Manufacturer's suggested retail price includes manufacturer's recommended pre-delivery service.
License and title fees, state, local and applicable federal taxes, and dealer installed options and accessories are not included in the manufacturer's suggested retail price.
LEXUS NEW VEHICLE LIMITED WARRANTY Limited warranty coverage highlights include * 4YR / 50000 mile basic coverage * 6YR / 70000 mile powertrain coverage * 6YR / Unlimited mile corrosion perforation warranty See your Warranty and Services Guide for details.
LEXUS IS PLEASED TO OFFER THE FOLLOWING OWNER SUPPORT PACKAGE WITH EACH NEW LEXUS * 24 hour, 365 day/yr. roadside assistance plan * Complimentary 1st and 2nd scheduled maintenance services * Lodging for emergency breakdown 100 miles from home An extended service contract may be available for this vehicle. Ask dealer for details

328AH4 748 DM01 TMMC L328

