



DESCRIPTION **2021 / 9625A LX570 5-DR SUV**
COLOR **EMINENT WHITE PEARL**
VIN **JTJFY7AX0M4340171**
FINAL ASSEMBLY POINT **TOYOTA, AICHI, JAPAN**

Delivered by Truck to:
THOMPSON LEXUS WILLOW GRV
2560 MARYLAND RD
WILLOW GROVE PA19090



STANDARD EQUIPMENT & INSTALLED OPTIONS

STANDARD FEATURES

- * 5.7-Liter V8 Engine w/383 HP
- * 8-Speed Automatic Transmission w/Paddle Shifters
- * Full-Time Four Wheel Drive
- * 20" Alloy Wheels
- * Lexus Safety System +: Pre-Collision System with Pedestrian Detection, All-Speed Dynamic Radar Cruise Control, Lane Departure Alert & Intelligent High Beam Headlamps
- * 10 Airbags / Brake Assist w/Smart Stop Technology
- * SmartAccess Entry System w/Push-button Start/Stop
- * Backup Camera w/Dynamic Gridlines
- * Triple-Beam LED Headlamps / Daytime Running Lights
- * Lexus Enform Safety Connect & Service Connect (Included for the first 10 years of ownership)
- * Lexus Navigation System with 12.3" color display
- * Lexus Enform Remote (1-Year Trial Included) with Smart Watch & Alexa Skill Integration
- * Lexus Enform Destination Assist (1-Year Trial Included) / Voice Command
- * Alexa Compatibility
- * SiriusXM Satellite Radio (3-Month Trial)
- * Blind Spot Monitor w/Rear Cross-Traffic Alert

- * Leather Heated Power Adjustable Front Seats
- * Power-sliding 2nd-row Seats
- * Lexus Memory System / Wood Interior Trim
- * Power Tilt-and-Telescopic Steering Column
- * Power-folding, Auto-Dimming, Htd Outside Mirrors
- * Four-zone automatic climate control with interior air filter and smog sensor
- * Rain-sensing Wipers / Windshield de-icer
- * Power Moonroof / Privacy Glass / Power Rear Door
- * Illuminated Running Boards / Lexus Puddle Lamps
- * Lexus 9-Speaker Premium Sound System w/(2) USB
- * Auto-Dimming Rearview Mirror
- * HomeLink Garage Door Opener
- * Adaptive Variable Suspension w/Active Height Ctrl
- * Crawl Control w/Turn Assist
- * Variable Gear-Ratio Steering / Drive Mode Select
- * Panoramic View Monitor & Multi-Terrain Monitor
- * Intuitive Parking Assist / Trailer Sway Control
- * Integrated Tow Hitch / Roof Rails
- * Cargo-area Tonneau Cover
- * Carpet Floor Mats / First Aid Kit

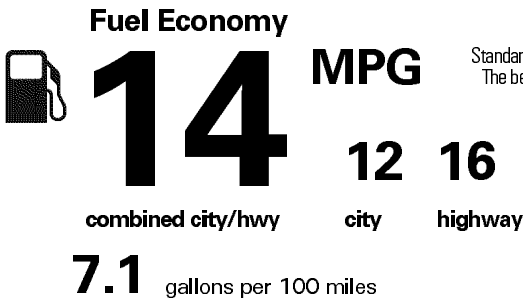
MANUFACTURER'S SUGGESTED RETAIL PRICE

- ** 21" Split-10-Spoke Alloy Wheels 745.00
- ** Luxury Package Includes: 1,190.00
 - Semi-Aniline Leather-Trimmed Interior w/ Contrast Stitching, Heated & Ventilated Front and Second-Row Outboard Seats, Four-zone Climate Concierge, LX Projector Door Lamps
- ** Premium Paint Charge 425.00
- ** Heated Open Pore Walnut Steering Wheel 150.00
- ** All-Weather Floor Liners with Cargo Mat 285.00
- ** Door Edge Film by 3M 90.00
- ** Cargo Mat / Cargo Net / Wheel Locks / Key Glove 325.00

\$86,580.00

EPA DOT Fuel Economy and Environment

Gasoline Vehicle

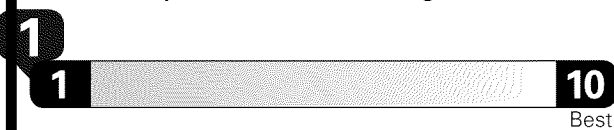


Standard SUVs range from 13 to 101 MPG. The best vehicle rates 141 MPGe.

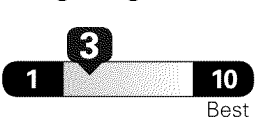
You spend **\$10,000** more in fuel costs over 5 years compared to the average new vehicle.

Annual fuel cost **\$ 3,500**

Fuel Economy & Greenhouse Gas Rating (tailpipe only)



Smog Rating (tailpipe only)



This vehicle emits 636 grams CO2 per mile. The best emits 0 grams per mile (tailpipe only). Producing and distributing fuel also create emissions. Learn more at fueleconomy.gov.

Actual results will vary for many reasons, including driving conditions and how you drive and maintain your vehicle. The average new vehicle gets 27 MPG and costs \$7,500 to fuel over 5 years. Cost estimates are based on 15,000 miles per year at \$3.25 per gallon. MPGe is miles per gasoline gallon equivalent. Vehicle emissions are a significant cause of climate change and smog.

fueleconomy.gov

Calculate personalized estimates and compare vehicles



GOVERNMENT 5-STAR SAFETY RATINGS

This vehicle has not been rated by the government for overall vehicle score, frontal crash, side crash or rollover risk.

Star ratings range from 1 to 5 stars (★★★★★) with 5 being the highest.
Source: National Highway Traffic Safety Administration (NHTSA)
www.safercar.gov or 1-888-327-4236

SUB-TOTAL \$89,790.00

DELIVERY, PROCESSING AND HANDLING FEE 1,025.00

TOTAL \$90,815.00

APPLICABLE FEDERAL TAXES NOT INCLUDED

Manufacturer's suggested retail price includes manufacturer's recommended pre-delivery service.
License and title fees, state, local and applicable federal taxes, and dealer installed options and accessories are not included in the manufacturer's suggested retail price.
LEXUS NEW VEHICLE LIMITED WARRANTY <ul style="list-style-type: none">* 4YR / 50000 mile basic coverage* 6YR / 70000 mile powertrain coverage* 6YR / Unlimited mile corrosion perforation warran
See your Warranty and Services Guide for details.
LEXUS IS PLEASED TO OFFER THE FOLLOWING OWNER SUPPORT PACKAGE WITH EACH NEW LEXUS <ul style="list-style-type: none">* 24 hour, 365 day/yr. roadside assistance plan* Complimentary 1st and 2nd scheduled maintenance services* Lodging for emergency breakdown 100 miles from home
An extended service contract may be available for this vehicle. Ask dealer for details

364C39 185 DL33 64X278 L114

