



DESCRIPTION **2018 / 9502A IS 300 4-DR SDN**
COLOR **ATOMIC SILVER**
VIN **JTHBA1D23J5067282**
FINAL ASSEMBLY POINT **TAHARA, AICHI, JAPAN**

Delivered by Truck to:
LEXUS SANTA MONICA
1501 SANTA MONICA BLVD.
SANTA MONICA CA90404



STANDARD EQUIPMENT & INSTALLED OPTIONS

STANDARD FEATURES

- * 2.0-liter twin-scroll Turbocharged Inline 4-cylinder, Variable Valve Timing Intelligent Wide (VVT-iW) Intake; (VVT-i) Exhaust
- * 8-speed Sport Direct-Shift Transmission with Steering Wheel Mounted Paddle Shifters
- * 241 Horsepower, 258 lb-ft Torque
- * Drive Mode Select- ECO, Normal, Sport & Snow Modes
- * Double Wishbone Front & Multi-Link Rear Suspension
- * Dynamic Radar Cruise Control
- * Vehicle Dynamics Integrated Management (VDIM)
- * Anti-Lock Braking System (ABS), Electronic Brakeforce Distribution (EBD) & Brake Assist (BA)
- * 17" Aluminum Wheels- 225/45R17 All-Season tires, Location Specific Tire Pressure Monitoring System
- * LED Headlamps - Low & High Beams, LED Daytime Running Lights (DRLs)
- * Dual Chrome Exhaust
- * Power Tilt/Slide Moonroof w/One-Touch Open/Close
- * SmartAccess with Push-Button Start/Stop
- * Airbags 10: Driver & Front Passenger: Front, Knee & Side (6), Rear Side (2), Side Curtain (2)

- * Lexus Safety System+, Pre-Collision System (PCS) w/Pedestrian Detection, High Speed-Dynamic Radar
- * Cruise Control; Lane Departure Alert w/Steering Assist & Intelligent High Beam Headlamps
- * Back Up Camera
- * Lexus Enform Safety and Service Connect (Complimentary for the first 10 yrs of ownership)
- * Lexus Enform Remote (1 yr Complimentary)
- * Rear View Mirror- Auto Dimming, HomeLink Garage Door Opener
- * Driver Seat: 10-way Power, (including 2-way lumbar), Passenger Seat: 8-way power
- * Folding rear seats (60/40 Split)
- * Multi Information Display(MID)- full color display includes Audio, Phone & Trip Information
- * Bluetooth hands free phone & audio streaming
- * Lexus Premium Display Audio System- HD Radio with Real-time Traffic and Weather, Gracenote Album Art, MP3 Player USB Integration, CD, SiriusXM
- * Satellite Radio (3-month All Access trial subscription included)
- * Carpet Floor Mats

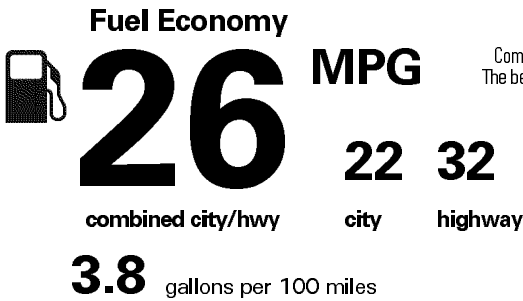
MANUFACTURER'S SUGGESTED RETAIL PRICE

- ** Blind Spot Monitor w/Rear Cross-Traffic Alert Includes Blind Spot Monitor Complimentary Credit of \$600 -N/C-
- ** 18" Mesh Alloy Wheels Liquid Graphite Finish, FR: 225/40R18 RR: 255/35R18, All Season Tires 855.00
- ** Trunk Mat / Cargo Net / Wheel Locks / Key Gloves 255.00

\$38,210.00

EPA DOT Fuel Economy and Environment

Gasoline Vehicle

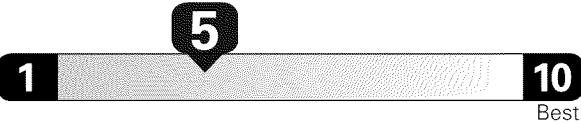


Compacts range from 14 to 107 MPG. The best vehicle rates 136 MPGe.

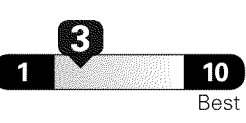
You spend \$1,250 more in fuel costs over 5 years compared to the average new vehicle.

Annual fuel cost \$1,600

Fuel Economy & Greenhouse Gas Rating (tailpipe only)



Smog Rating (tailpipe only)



This vehicle emits 345 grams CO2 per mile. The best emits 0 grams per mile (tailpipe only). Producing and distributing fuel also create emissions; learn more at fueleconomy.gov.

Actual results will vary for many reasons, including driving conditions and how you drive and maintain your vehicle. The average new vehicle gets 27 MPG and costs \$6,750 to fuel over 5 years. Cost estimates are based on 15,000 miles per year at \$2.80 per gallon. MPGe is miles per gasoline gallon equivalent. Vehicle emissions are a significant cause of climate change and smog.

fueleconomy.gov

Calculate personalized estimates and compare vehicles



GOVERNMENT 5-STAR SAFETY RATINGS

Overall Vehicle Score ★★★★★
Based on the combined ratings of frontal, side and rollover. Should ONLY be compared to other vehicles of similar size and weight.

Frontal Crash Driver Passenger ★★★★★
Based on the risk of injury in a frontal impact. Should ONLY be compared to other vehicles of similar size and weight.

Side Crash Front seat Rear seat ★★★★★
Based on the risk of injury in a side impact.

Rollover ★★★★★
Based on the risk of rollover in a single-vehicle crash.

Star ratings range from 1 to 5 stars (★★★★★) with 5 being the highest.
Source: National Highway Traffic Safety Administration (NHTSA)
www.safercar.gov or 1-888-327-4236

SUB-TOTAL \$39,320.00
DELIVERY, PROCESSING AND HANDLING FEE 995.00
TOTAL \$40,315.00

APPLICABLE FEDERAL TAXES NOT INCLUDED

Manufacturer's suggested retail price includes manufacturer's recommended pre-delivery service.
License and title fees, state, local and applicable federal taxes, and dealer installed options and accessories are not included in the manufacturer's suggested retail price.
LEXUS NEW VEHICLE LIMITED WARRANTY Limited warranty coverage highlights include * 4YR / 50000 mile basic coverage * 6YR / 70000 mile powertrain coverage * 6YR / Unlimited mile corrosion perforation warranty See your Warranty and Services Guide for details.
LEXUS IS PLEASED TO OFFER THE FOLLOWING OWNER SUPPORT PACKAGE WITH EACH NEW LEXUS * 24 hour, 365 day/yr. roadside assistance plan * Complimentary 1st and 2nd scheduled maintenance services * Lodging for emergency breakdown 100 miles from home An extended service contract may be available for this vehicle. Ask dealer for details

362A50 201 DL31 -4111 L237

