



DESCRIPTION **2017 / 9000A ES350 4-DR SEDAN**
 COLOR NEBULA GRAY PEARL
 VIN 58ABK1GG6HU044413
 FINAL ASSEMBLY POINT GEORGETOWN, KENTUCKY, U.S.A.

Delivered by Truck to:
 LEXUS OF GLENDALE
 1221 S BRAND BOULEVARD
 PO BOX 250520 (ZIP 91225)
 GLENDALE CA91204

STANDARD EQUIPMENT & INSTALLED OPTIONS

STANDARD FEATURES

- * 3.5 Liter 268HP Four Cam 24-Valve V6 Engine All-Aluminum Engine Construction & Dual VVT-i
- * 4-Wheel Independent MacPherson Strut-Type Suspension with Gas Pressurized Shock Absorbers
- * Front and Rear Stabilizer Bars
- * 17" Aluminum Alloy Split 10-Spoke Wheels
- * 215/55R17 All-Season Tires
- * Dual Fr Airbags, Dual Fr Knee Airbags, Fr & Rr Seat-Mounted Side Impact Airbags, Fr & Rr Side Curtain Airbags, Supplemental Restraint Sys (SRS)
- * 3-Point Safety Belts for All Seating Positions
- * Theft-Deterrent System w/ Engine Immobilizer
- * Vehicle Stability Control (VSC) with TRAC
- * 4-Wheel Anti-Lock Braking System (ABS) with Electronic Brakeforce Distribution (EBD), and Brake Assist (BA)
- * Smart Stop Technology
- * Lexus Safety System+ , Pre-Collision System (PCS) w/Pedestrian Detection, High Speed-Dynamic Radar
- * Cruise Control; Lane Departure Alert w/Steering Assist & Intelligent High Beam Headlamps

- * SmartAccess with Push Button Start/Stop Drive Mode Select (Eco, Normal, Sport)
- * Lexus Enform Safety Connect, Service Connect, Remote, (includes 1-year subscription)
- * Automatic On/Off LED Low Beam and Halogen High Beam Headlamps w/Integrated Foglamps/LED Daytime Running Lights (DRL) / Rain Sensing Intermittent Wipers w/Mist Cycle and Deicer
- * 10-Way Driver's & Passenger's (including Lumbar) Power Seats
- * Electrochromic Heated Outside Mirrors
- * Automatic Dual Zone Climate Control
- * One-Touch Open/Close Pwr Tilt-and-Slide Moonroof
- * Lexus Premium Audio System with Automatic Sound Levelizer (ASL) & MP3 Player Connectivity (mini-plug) and 8-Speakers, Bluetooth Technology, USB Audio Plug, SiriusXM Satellite Radio (3-month All Access trial subscription)
- * Lexus Personalized Settings
- * Carpeted Floor Mats

MANUFACTURER'S SUGGESTED RETAIL PRICE

** Trunk Mat, Cargo Net, Wheel Locks & Key Gloves

\$38,900.00

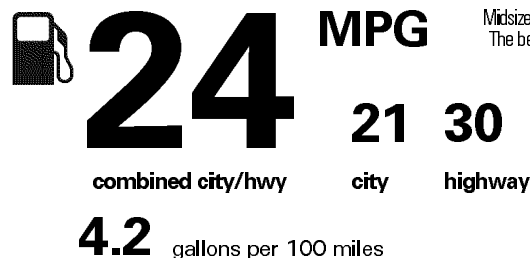
255.00

EPA DOT Fuel Economy and Environment

Gasoline Vehicle

These estimates reflect new EPA methods beginning with 2017 models.

Fuel Economy

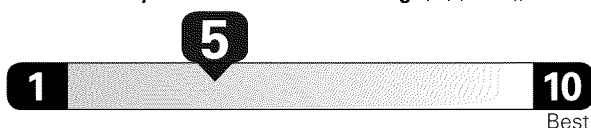


Midsize Cars range from 13 to 136 MPG. The best vehicle rates 119 MPGe.

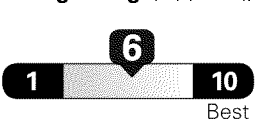
You spend \$ 750
 more in fuel costs over 5 years compared to the average new vehicle.

Annual fuel cost \$ 1,550

Fuel Economy & Greenhouse Gas Rating (tailpipe only)



Smog Rating (tailpipe only)



This vehicle emits 365 grams CO2 per mile. The best emits 0 grams per mile (tailpipe only). Producing and distributing fuel also create emissions; learn more at fueleconomy.gov.

Actual results will vary for many reasons, including driving conditions and how you drive and maintain your vehicle. The average new vehicle gets 26 MPG and costs \$7,000 to fuel over 5 years. Cost estimates are based on 15,000 miles per year at \$2.45 per gallon. MPGe is miles per gasoline gallon equivalent. Vehicle emissions are a significant cause of climate change and smog.

fueleconomy.gov

Calculate personalized estimates and compare vehicles



GOVERNMENT 5-STAR SAFETY RATINGS

Overall Vehicle Score ★★★★★

Based on the combined ratings of frontal, side and rollover. Should ONLY be compared to other vehicles of similar size and weight.

Frontal Crash Driver Passenger ★★★★★

Based on the risk of injury in a frontal impact. Should ONLY be compared to other vehicles of similar size and weight.

Side Crash Front seat Rear seat ★★★★★

Based on the risk of injury in a side impact.

Rollover ★★★★★

Based on the risk of rollover in a single-vehicle crash.

Star ratings range from 1 to 5 stars (★★★★★) with 5 being the highest.

Source: National Highway Traffic Safety Administration (NHTSA)

www.safercar.gov or 1-888-327-4236

SUB-TOTAL \$39,155.00

DELIVERY, PROCESSING AND HANDLING FEE 975.00

TOTAL **\$40,130.00**

APPLICABLE FEDERAL TAXES NOT INCLUDED

Manufacturer's suggested retail price includes manufacturer's recommended pre-delivery service.
License and title fees, state, local and applicable federal taxes, and dealer installed options and accessories are not included in the manufacturer's suggested retail price.
LEXUS NEW VEHICLE LIMITED WARRANTY Limited warranty coverage highlights include ^ 4YR / 50000 mile basic coverage ^ 6YR / 70000 mile powertrain coverage ^ 6YR / Unlimited mile corrosion perforation warranty
See your Warranty and Services Guide for details.
LEXUS IS PLEASED TO OFFER THE FOLLOWING OWNER SUPPORT PACKAGE WITH EACH NEW LEXUS ^ 24 hour, 365 day/yr. roadside assistance plan ^ Complimentary 1st and 2nd scheduled maintenance services ^ Lodging for emergency breakdown 100 miles from home
An extended service contract may be available for this vehicle. Ask dealer for details

745

L398

