



Go Further

ford.com

VEHICLE DESCRIPTION

EDGE

2019 EDGE TITANIUM FWD
5-PASSENGER
TWIN-SCRL 2.0L ECOBOOST ENG
8-SPD AUTO TRANSMISSION

EXTERIOR
WHITE PLATINUM MET TRI-COAT
INTERIOR
EBONY PERF LTHR-TRIM SEATS

KB B46141


STANDARD EQUIPMENT INCLUDED AT NO EXTRA CHARGE			
EXTERIOR <ul style="list-style-type: none">BELTLINE MOLDING- BRIGHTEASY FUEL® CAPLESS FILLEREXHAUST TIPS - STAINLESS STEELFOG LAMPS-LEDGRILLE - CHROMEHEADLAMPS - AUTO BI-LEDHEADLAMPS - AUTO HIGH BEAMHEADLAMPS -WIPER ACTIVATEDLED SIGNATURE LIGHTINGLIFTGATE - HANDS-FREEMIRRORS - PWR/HTD/MAN FOLD LED SIG/APPROACH LAMP/MEMPRIVACY GLASS - REAR DOORSWIPERS - RAIN-SENSING	INTERIOR <ul style="list-style-type: none">1TOUCH UP/DOWN DR/PASS WIN60/40 EASYFOLD REAR BENCHAMBIENT LIGHTINGAUTO-DIM REARVIEW MIRRORCUPHOLDERS - 8DUAL ILLUM VIS VANITY MIRRDUAL ZONE AUTO CLIM CTRLILLUMINATED SILL PLATESLEATHER TRIMMED SEATS WITH 10-WAY HTD DR/PA & DR MEMLEATHER WRAPPED STR WHEEL W/CRUISE AND AUDIO CONTROLPOWERPOINTS - 12VROTARY GEAR SHIFT DIALSMART CHARGING USB PORT(2)	FUNCTIONAL <ul style="list-style-type: none">AUTO START STOP TECHB&O SOUND SYSTEM, 12 SPKRBLIS (BLIND SPOT INFO SYS)» FORDPASS™ CONNECT 4GWI-FI HOTSPOT TELEMATICS MODEMINTELLIGENT ACCESS W/PUSH BUTTON STARTLANE-KEEPING SYSTEM/ALERTPHONE WIRELESS CHRGING PADPRE-COLLISION ASSIST W/AEBREAR VIEW CAMERA W/WASHERREMOTE START SYSTEMREVERSE SENSING SYSTEMSIRIUSXM® - SVC N/A AK&HISYNC®3 8" SCR N W/APPLINK®	SAFETY/SECURITY <ul style="list-style-type: none">ADVANCETRAC® WITH RSC®AIRBAG - DRIVER KNEEAIRBAGS - DUAL STAGE FRONTAIRBAG- GLOVEBOX PASS KNEEAIRBAGS - SAFETY CANOPY®AIRBAGS - SIDE IMPACTINDIV TIRE PRESS MONIT SYSLATCH CHILD SAFETY SYSTEMPERIMETER ALARMPERSONAL SAFETY SYSTEM™SOS POST-CRASH ALERT SYST™ WARRANTY <ul style="list-style-type: none">3YR/36,000 BUMPER / BUMPER5YR/60,000 POWERTRAIN5YR/60,000 ROADSIDE ASSIST

INCLUDED ON THIS VEHICLE	(MSRP)	PRICE INFORMATION	(MSRP)
EQUIPMENT GROUP 301A <ul style="list-style-type: none">•EVASIVE STEERING ASSIST•VOICE-ACTV TOUCH-SCR NAV SYS•ADAPT CRUISE W/S&G & LANE CTR•ENHANCED ACTIVE PARK ASSIST•HEATED REAR SEATS•COOLED FRONT SEATS•PANORAMIC VISTA ROOF	4,150.00	BASE PRICE TOTAL OPTIONS/OTHER	\$38,550.00 5,940.00
OPTIONAL EQUIPMENT/OTHER 2019 MODEL YEAR WHITE PLATINUM MET TRI-COAT AUTO-DIM DRVR SDVIEW MIRROR TITANIUM ELITE PACKAGE .245/50R20 A/S BSW TIRES .20" BRT MCH ALM WHL W/PTD PKT .FRT BUMPER-BDY CLR&CHRM INSRT .REAR PAINTED BUMPER-BODY COLO .LWER BDYSDE MLDG-CHRME INSERT 50 STATE EMISSIONS FRONT LICENSE PLATE BRACKET	595.00 1,195.00 NO CHARGE NO CHARGE	TOTAL VEHICLE & OPTIONS/OTHER DESTINATION & DELIVERY	44,490.00 995.00

	RAMP ONE		TOTAL MSRP \$45,485.00
	RK34	RAIL	
	RAMP TWO	ITEM #: 52-6999 O/T 2	
	This label is affixed pursuant to the Federal Automobile Information Disclosure Act. Gasoline, License, and Title Fees, State and Local taxes are not included. Dealer installed options or accessories are not included unless listed above.		JM141 N RB 2X 920 000560 12 14 18

EPA DOT

Fuel Economy and Environment



Fuel Economy

25 MPG

combined city/hwy

22 city

29 highway

4.0 gallons per 100 miles

You spend

\$750

more in fuel costs over 5 years

compared to the average new vehicle.

Annual fuel cost

\$1,550

Fuel Economy & Greenhouse Gas Rating (tailpipe only)

Smog Rating (tailpipe only)

5

110Best




1510Best

This vehicle emits 360 grams CO₂ per mile. The best emits 0 grams per mile (tailpipe only). Producing and distributing fuel also create emissions; learn more at fueleconomy.gov.


Actual results will vary for many reasons, including driving conditions and how you drive and maintain your vehicle. The average new vehicle gets 27 MPG and costs \$7,000 to fuel over 5 years. Cost estimates are based on 15,000 miles per year at \$2.55 per gallon. MPGe is miles per gasoline gallon equivalent. Vehicle emissions are a significant cause of climate change and smog.

fueleconomy.gov

Calculate personalized estimates and compare vehicles



Smartphone QR Code™



GOVERNMENT 5-STAR SAFETY RATINGS

Overall Vehicle Score


Not Rated


Based on the combined ratings of frontal, side and rollover. Should ONLY be compared to other vehicles of similar size and weight.

Frontal Crash	Driver Passenger	Not Rated Not Rated
Based on the risk of injury in a frontal impact. Should ONLY be compared to other vehicles of similar size and weight.		
Side Crash	Front seat Rear seat	Not Rated Not Rated
Based on the risk of injury in a side impact.		
Rollover	★★★★	
Based on the risk of rollover in a single-vehicle crash.		

Star ratings range from 1 to 5 stars (★★★★★), with 5 being the highest.
Source: National Highway Traffic Safety Administration (NHTSA).
www.safercar.gov or 1-888-327-4236


2FMPK3K97KBB46141



 **WARNING:** Operating, servicing and maintaining a passenger vehicle, pickup truck, van, or off-road vehicle can expose you to chemicals including engine exhaust, carbon monoxide, phthalates, and lead, which are known to the State of California to cause cancer and birth defects or other reproductive harm. To minimize exposure, avoid breathing exhaust, do not idle the engine except as necessary, service your vehicle in a well-ventilated area and wear gloves or wash your hands frequently when servicing your vehicle. For more information go to www.P65Warnings.ca.gov/passenger-vehicle.

SCAN OR TEXT 2FKBB46141 TO 48028

Msg & Data rates may apply. Text HELP for help



www.ford.com/help/privacy-terms/

06/08/2019