



Go Further

ford.com

VEHICLE DESCRIPTION

EXPLORER

2015 4DR LTD EXPLORER FWD
112.6" WHEELBASE
3.5L V6 TIVCT ENGINE
6-SPEED SELECTSHIFT TRANS

FG B12107

EXTERIOR
DARK SIDE METALLIC
INTERIOR
CHAR BLACK PERF LEATHER


| STANDARD EQUIPMENT INCLUDED AT NO EXTRA CHARGE | | | |
|--|---|---|--|
| EXTERIOR <ul style="list-style-type: none">• 20" PAINTED ALUM WHEELS• P255/50R20 A/S BSW TIRES• AUTO PROJ BEAM HEADLAMPS• LED TAILLAMPS• FOG LAMPS• MIRRORS-PWR FOLDING HEATED W/APPROACH LAMPS & MEMORY• INTEGRATED SPOTTER MIRRORS• SECURICODE KEYLESS ENTRY• PRIVACY GLASS 2ND/3RD ROW• DOOR HANDLES - CHROME• ROOF RACK SIDE RAILS• REAR SPOILER, BODY COLOR• EXHAUST TIP - CHROME• EASY FUEL CAPLESS FILLER | INTERIOR <ul style="list-style-type: none">• LTHR TRIM FRT HTD MEM SEAT 10 WAY PWR DRV, 6 WAY PAS• 2ND ROW HEATED SEATS• 2ND ROW 60/40 FOLD FLAT• 3RD ROW - 50/50 FOLD FLAT• LEATHER WRAPPED STR WHEEL W/CRUISE AND AUDIO CONTRO• DUAL-ZONE ELECTRONIC AUTO CLIMATE CONTROL• TILT/TELESCOPE STR COLUMN• ADJUST PEDALS W/MEMORY• 1TOUCH UP/DOWN DR/PASS WIN• AUTO DIM REARVIEW MIRROR• AMBIENT LIGHTING• CARGO NET | FUNCTIONAL <ul style="list-style-type: none">• SYNC W/ MYFORD TOUCH• SYNC SERVICES• SIRIUS SAT SVC N/A AK&HI• SONY AUDIO SYSTEM 390 WATT/ 12 SPEAKERS• INTELLIGENT ACCESS W/PUSH BUTTON START• REMOTE START• REAR VIEW CAMERA• REVERSE SENSING SYSTEM• UNIVER GARAGE DOOR OPENER• POWER LOCKS AND MIRRORS• POWER STEERING W/EPAS• POWERPOINTS (4)• 110V OUTLET | SAFETY/SECURITY <ul style="list-style-type: none">• LATCH CHILD SAFETY SYSTEM• AIRBAGS - DUAL STAGE FRONT• AIRBAGS - FRONT SEAT MOUNTED SIDE IMPACT• FRONT PASS. KNEE AIRBAG• AIRBAGS - SAFETY CANOPY• SOS POST CRASH ALERT SYS• PERIMETER ALARM• TIRE PRESSURE MONITOR SYS• ADVANCETRAC WITH RSC |
| WARRANTY <ul style="list-style-type: none">• 3YR/36,000 BUMPER / BUMPER• 5YR/60,000 POWERTRAIN• 5YR/60,000 ROADSIDE ASSIST | | | |

| INCLUDED ON THIS VEHICLE | (MSRP) | PRICE INFORMATION | (MSRP) |
|--|------------------------|---|-------------------------|
| EQUIPMENT GROUP 301A <ul style="list-style-type: none">•VOICE ACTIVATED NAVIGATION•LUXURY SEATING PACKAGE•POWERFOLD THIRD ROW SEAT•POWER LIFTGATE•HEATED STEERING WHEEL•PWR TILT/TELE STEERING WHEEL | 2,600.00 | BASE PRICE TOTAL OPTIONS | \$38,200.00 2,600.00 |
| | | TOTAL VEHICLE & OPTIONS DESTINATION & DELIVERY | 40,800.00 895.00 |
| OPTIONAL EQUIPMENT FRONT LICENSE PLATE BRACKET CALIFORNIA EMISSIONS SYSTEM SELECT SHIFT TRANSMISSION | NO CHARGE NO CHARGE | | |


| | | | | |
|--|-------------------|-----------------------------------|---|--|
| | RAMP ONE | | TOTAL MSRP \$41,695.00 | |
| | CA1P | | | |
| | RAMP TWO | FINAL ASSEMBLY PLANT | This label is affixed pursuant to the Federal Automobile Information Disclosure Act. Gasoline, License, and Title Fees, State and Local taxes are not included. Dealer installed options or accessories are not included unless listed above. | |
| | | CHICAGO | | |
| | METHOD OF TRANSP. | ITEM #: 71-1383 O/T 2 | | |
| | CONVOY | EK031 N RB 2X 525 002741 10 03 14 | | |

EPA DOT

Fuel Economy and Environment

Gasoline Vehicle

Fuel Economy



20MPG

combined city/hwy

17city

24highway

5.0gallons per 100 miles

You spend

\$2,000

more in fuel costs over 5 years

compared to the average new vehicle.

Standard SUVs range from 13 to 26 MPG. The best vehicle rates 119 MPGe.

Annual fuel cost

\$2,600

Fuel Economy & Greenhouse Gas Rating (tailpipe only)

Smog Rating (tailpipe only)

1510Best




1510Best

This vehicle emits 450 grams CO₂ per mile. The best emits 0 grams per mile (tailpipe only). Producing and distributing fuel also create emissions; learn more at [fuelconomy.gov](#).

Actual results will vary for many reasons, including driving conditions and how you drive and maintain your vehicle. The average new vehicle gets 24 MPG and costs \$11,000 to fuel over 5 years. Cost estimates are based on 15,000 miles per year at \$3.50 per gallon. MPGe is miles per gasoline gallon equivalent. Vehicle emissions are a significant cause of climate change and smog.

fueleconomy.gov

Calculate personalized estimates and compare vehicles



GOVERNMENT 5-STAR SAFETY RATINGS

Overall Vehicle Score

★★★★★

Based on the combined ratings of frontal, side and rollover. Should ONLY be compared to other vehicles of similar size and weight.

Frontal Crash

Driver Passenger

★★★★★

Based on the risk of injury in a frontal impact. Should ONLY be compared to other vehicles of similar size and weight.

Side Crash

Front seat Rear seat

★★★★★


Based on the risk of injury in a side impact.

Rollover


★★★★

Based on the risk of rollover in a single-vehicle crash.


Star ratings range from 1 to 5 stars (★★★★★), with 5 being the highest. Source: National Highway Traffic Safety Administration (NHTSA). [www.safercar.gov](#) or 1-888-327-4236




1FM5K7F84FGB12107

Extended Service Plan


Ford ESP is the only extended service plan honored at every Ford dealership in the U.S. and Canada. See your dealer for additional details or visit [www.FordOwner.com](#) for more information.

FORD CREDIT

Choose the vehicle you want. Whether you decide to lease or finance, you'll find the choices that are right for you. See your Ford Dealer for details or visit [www.FordCredit.com](#).



Go Further



Scan this code to experience this vehicle or text 1FFGB12107 to 48028

or Visit [ford.com/windowsticker](#)

Standard messaging & data plan rates may apply.

07/29/2019

1201410111937