

VEHICLE DESCRIPTION

SUPER DUTY

2016 SD F250 4X4 SUPERCAB
XLT 142" WB STYLESIDE
6.2L EFI V-8 ENGINE
6 SPEED AUTOMATIC TRANS

GE A34921

EXTERIOR
CARIBOU
INTERIOR
STEEL CLOTH

| STANDARD EQUIPMENT | | | |
|--|---|----------------------------|----------------------------------|
| STANDARD EQUIPMENT INCLUDED AT NO EXTRA CHARGE IN THE BASE PRICE BELOW | | | |
| EXTERIOR | INTERIOR | FUNCTIONAL | SAFETY/SECURITY |
| • BUMPERS, CHROME FRONT/REAR | • AUXILIARY AUDIO INPUT JACK | • A/C, MANUAL | • AIRBAGS, DRIVER & PASS |
| • GRILLE, CHROME | • COAT HOOKS, COLOUR KEYED | • ABS, POWER 4-WHEEL DISC | • PASSIVE ANTI-THEFT SYSTEM |
| • HEADLAMPS, DUAL BEAM | • FLOOR COVERING, C/K CARPET | • MYKEY | • SAFETY BELTS, ADJUSTABLE |
| • PICKUP BOX TIE DOWN HOOKS | • GRAB HANDLES, DRVR/PASS | • POWER EQUIPMENT GROUP | • SOS POST CRASH ALERT SYST |
| • STOP LAMP, HIGH MOUNT CTR | • HEADLINER, CLOTH C/K | • SHOCKS, HEAVY DUTY | |
| • TAILGATE, REMOVABLE W/LOCK | • POWER POINT, FRONT | • STABILIZER BAR, FRONT | |
| • TOW HOOKS | • REARVIEW MIRROR, DAY-NIGHT | • STEERING, POWER | |
| • WIPERS, FIXED INTERVAL | • SIRIUSXM® SATELLITE RADIO W/ 6-MONTH PREPAID SUBSCRIPTION | • TRAILER BRAKE CONTROLLER | |
| | • SYNC VOICE ACTIVATED SYS | • TRAILER TOW PACKAGE | |
| | • TACHOMETER | • 4X4 SYSTEM, ESOF | |
| | • VISORS, DUAL MIRRORS | | |
| | | | WARRANTY |
| | | | • 3 YR/60,000 KM BASIC |
| | | | • 5YEAR/100,000 KM POWERTRAIN |
| | | | ROADSIDE ASSISTANCE 24 HR |

| INCLUDED ON THIS VEHICLE | (MSRP)* | (MSRP)* |
|-------------------------------|------------|---|
| OPTIONAL EQUIPMENT/OTHER | | PRICE INFORMATION |
| 2016 MODEL YEAR | | BASE PRICE \$49,799.00 |
| FEDERAL EXCISE TAX | | TOTAL OPTIONS/OTHER 1,110.00 |
| CARIBOU | 100.00 | |
| PREFERRED EQUIPMENT PKG.903A | NO CHARGE | |
| 6 SPEED AUTOMATIC TRANS | NO CHARGE | TOTAL VEHICLE & OPTIONS/OTHER 50,909.00 |
| LT275/70R18E BSW ALL TERRAIN | 150.00 | DESTINATION & DELIVERY 1,700.00 |
| 3.73 ELECTRONIC LOCKING AXLE | NO CHARGE | |
| SPECIAL PACKAGE CREDIT | - 3,010.00 | |
| F-250 SPECIAL EDITION PACKAGE | 3,010.00 | |
| .MOULDED BLACK PLATFORM STEP | | |
| .FOG LAMPS | | |
| .CAST MACHINED ALUM WHLS-18" | | |
| .POWERCODE REMOTE START | | |
| .REAR VIEW CAMERA | | |
| .TAILGATE STEP | | |
| 9900# GVWR PACKAGE | 160.00 | |
| SNOW PLOW PACKAGE | NO CHARGE | |
| SPARE TIRE AND WHEEL | | |
| JACK | | |
| EXTRA HEAVY DUTY ALTERNATOR | 100.00 | |
| 40/20/40 CLOTH BENCH SEAT | NO CHARGE | |
| 6-WAY POWER SEAT-DRIVER | 600.00 | |

| | | | | |
|---|---------|---|---|---|
| SOLD TO/VENDU A | B80 047 | RAMP ONE/ TERMINAL UN | DEALER NO./CONCESSIONNAIRE | TOTAL MSRP \$52,609.00 |
| Hanna Motor Sales Co Ltd 371 Hume Street Collingwood ON CAN L9Y 1W5 | | RA7M | B80 047 | |
| SHIP TO (IF OTHER THAN SOLD TO) / EXPEDIER A (SI AUTRE QUE L'ACHETEUR) | | RAMP TWO/ TERMINAL DEUX | FINAL ASSEMBLY PLANT/ USINE DE MONTAGE | * MANUFACTURER'S SUGGESTED RETAIL PRICE = MSRP |
| | | | KENTUCKY | * NOTE: THIS PRICE HAS BEEN DEVELOPED AS A GUIDE. DEALERS MAY SELL FOR LESS AND ARE NOT UNDER ANY OBLIGATION TO ACCEPT THIS SUGGESTED RETAIL PRICE. |
| SHIP THROUGH/EXPEDIER VIA | | METHOD OF TRANSP./ MODE DE TRANSPORT | ITEM #: B8-Z600 O/T 2 | |
| | | RAIL | FF151 N REC2X 625 000335 06 15 15 | |

ENERGUIDE

Ask your dealer for the FUEL CONSUMPTION GUIDE or
CALL 1-800-387-2000

L/100km NOT APPLICABLE /
L/100km NON APPLICABLE

Canada

Demandez le GUIDE DE CONSOMMATION DE CARBURANT à votre concessionnaire ou
composez le 1-800-387-2000


U.S. GOVERNMENT SAFETY RATINGS
COTES DE SÉCURITÉ DU GOUVERNEMENT AMÉRICAIN


| | | |
|---|---|--|
| Overall Vehicle Score / Cote globale du véhicule | | Not Rated / Non coté |
| Frontal Crash Collision frontale | Driver / Conducteur Passenger / Passager | Not Rated / Non coté Not Rated / Non coté |
| Side Crash Collision latérale | Front seat / Siège avant Rear seat / Siège arrière | Not Rated / Non coté Not Rated / Non coté |
| Rollover / Capotage | | ★ ★ ★ |

Star ratings range from 1 to 5 stars (*****), with 5 being the highest.
Les cotes varient de 1 à 5 étoiles (*****), 5 étant la cote la plus élevée.

Source: U.S. National Highway Traffic Safety Administration
For more information / Pour de plus amples renseignements
www.safercar.gov


1FT7X2B68GEA34921






Scan code not operational at this time

FOR PLANT USE ONLY

EXTENDED SERVICE PLAN

Ford Extended Service Plan is the only service contract backed by Ford Motor Company of Canada, Limited and honoured at authorized Ford and Lincoln Dealers across Canada and the United States. Speak to your Dealer for plan options and pricing, or visit our website at www.ford.ca/esp

CUSTOM accessories

Personalize your vehicle with Ford Custom Accessories. Genuine Ford Accessories are engineered for your vehicle and can be included under the Ford New Vehicle Limited Warranty. Certain conditions, limitations and exclusions apply. See your Dealer for details.