



**2021 OUTLANDER SPORT 2.0 ES 2WD**  
**4-DOOR SUV**  
**OCTANE BLUE / GRAY**

2.0L DOHC I4 MIVEC  
CONTINUOUSLY VARIABLE TRANSMISSION  
50-STATE EMISSIONS STANDARD

**Mechanical Features**

- 2.0L MIVEC DOHC 4-cylinder
- Electric power steering
- Front MacPherson strut suspension with stabilizer bar
- Rear multi-link suspension with stabilizer bar
- Continuously Variable Transmission (CVT)
- Front-Wheel Drive (FWD)

**Exterior Features**

- LED low and high beam headlights
- LED fog lights
- LED daytime running lights
- Automatic headlights
- LED tail lights
- Body-colored front and rear bumpers
- Material black and silver grille accents
- Body-colored outer door handles
- Wheel arch moldings
- Body-colored side mirrors
- Heated power side mirrors
- Front variable intermittent wipers
- Front rain-sensing wipers
- Rear intermittent wiper
- Rear window defroster with timer
- Rear privacy glass
- Roof spoiler
- Shark fin antenna
- 18-inch two-tone alloy wheels
- 225/55R18 all-season tires
- Temporary spare tire

**Interior Features**

- Color multi-information display
- High-contrast meters
- Dual sunvisor vanity mirrors
- Front map lights
- Dome light
- Cargo light
- 6-way adjustable driver seat
- 4-way adjustable passenger seat
- Fabric seating surfaces
- 60:40 rear seat folding function
- 5 Passenger seating
- Driver seatback pocket
- Tilt and telescopic steering wheel
- Soft-touch upper instrument panel and door trim
- Chrome inner door handles
- Carbon-style audio panel
- Gloss black shift panel
- Remote fuel lid release

**Convenience Features**

- 7.0" display audio
- AM/FM radio
- HD Radio®
- 4 speakers
- Bluetooth® wireless technology
- Steering wheel audio and phone controls
- Front USB port

**Convenience Features (cont'd)**

- Rearview camera
- ECO Indicator
- Cruise control
- Automatic climate control
- Micron air filtration
- Rear heater floor ducts
- Remote keyless entry
- Power windows with driver auto up/down
- Auto-dimming rearview mirror
- 12V power outlets
- Floor console box with armrest
- Front door bottle holders
- Glove box
- Rear seat center armrest with cupholders
- Assist grips
- Cargo tie-down hooks

**Safety & Security**

- Forward Collision Mitigation (FCM) with pedestrian detection
- Lane Departure Warning (LDW)
- Automatic High Beam (AHB)
- Anti-lock Braking System (ABS) with Electronic Brakeforce Distribution (EBD) and brake assist
- Active Stability Control (ASC)
- Hill Start Assist (HSA)
- Tire Pressure Monitoring System (TPMS)
- Side curtain airbags
- Front seat-mounted side airbags
- Driver knee airbag
- Advanced dual-stage front airbags
- Adjustable front-seat shoulder belt anchors
- Three-point seatbelts with pretensioner for all seating positions
- Head restraints at all seating positions
- LATCH (Lower Anchors and Tethers for Children)
- Child safety rear door locks
- Anti-theft alarm system
- Anti-theft engine immobilizer
- RISE body construction

**Additional Equipment**


Full Tank of Gas	INCLUDED
Accy Tonneau Cover	\$190.00
Accy Carpeted Floor Mats and Portfolio	\$145.00
Accy Body Side Moldings	\$215.00
Chrome Value Package	\$555.00

■ Chrome door handle covers  
■ Bright tailgate protector  
■ Bright lower door molding  
■ Side view mirror covers


MSRP*:	<b>\$22,995.00</b>
Total Additional Equipment:	<b>\$1,105.00</b>
Subtotal:	<b>\$24,100.00</b>
Destination/Handling:	<b>\$1,195.00</b>
Total MSRP*:	<b>\$25,295.00</b>

\*MSRP (Manufacturer's Suggested Retail Price)

Visit us at [www.mitsubishicars.com](http://www.mitsubishicars.com)




**Fuel Economy and Environment**



Gasoline Vehicle

**Fuel Economy**



27

combined city/hwy

24

city

30

highway

3.7

gallons per 100 miles

Small SUVs range from 16 to 120 MPG. The best vehicle rates 141 MPGe.

**You save \$0**  
**in fuel costs over 5 years**  
compared to the average new vehicle.

**Annual fuel Cost**

**\$1,500**

**Fuel Economy & Greenhouse Gas Rating** (tailpipe only)

1

6

10

Best

This vehicle emits 331 grams CO<sub>2</sub> per mile. The best emits 0 grams per mile (tailpipe only). Producing and distributing fuel also create emissions; learn more at [fuelconomy.gov](http://fuelconomy.gov).

**Smog Rating** (tailpipe only)

1




5

10


Best

Actual results will vary for many reasons, including driving conditions and how you drive and maintain your vehicle. The average new vehicle gets 27 MPG and costs \$7,500 to fuel over 5 years. Cost estimates are based on 15,000 miles per year at \$2.70 per gallon. MPGe is miles per gasoline gallon equivalent. Vehicle emissions are a significant cause of climate change and smog.

**fuelconomy.gov**  
Calculate personalized estimates and compare vehicles



Smartphone QR Code™



**10-year**  
**100,000-mile**  
LIMITED POWERTRAIN WARRANTY

10<sup>YEAR</sup> /100,000<sup>MILE</sup>  
POWERTRAIN

7<sup>YEAR</sup> /100,000<sup>MILE</sup>  
ANTI-CORROSION/PERFORATION

5<sup>YEAR</sup> /60,000<sup>MILE</sup>  
BUMPER-TO-BUMPER

5<sup>YEAR</sup> /UNLIMITED<sup>MILE</sup>  
ROADSIDE ASSISTANCE

\*See participating Retailer for Limited Warranty and Roadside Assistance terms and conditions.

**Parts Content Information**

For vehicles in this carline:

U.S./Canadian Parts Content: 0%	Major Sources of Foreign Parts Content: JAPAN 94%
---------------------------------	---

For this vehicle:

Final Assembly Point:	KURASHIKI, JAPAN
Country of Origin:	Engine: JAPAN Transmission: JAPAN

Note: Parts content does not include final assembly, distribution, or other non-parts costs.

**GOVERNMENT 5-STAR SAFETY RATINGS**

**Overall Vehicle Score** ★★★★★  
Based on the combined ratings of frontal, side and rollover. Should ONLY be compared to other vehicles of similar size and weight.

Frontal Crash	Driver Passenger	★★★★★
---------------	------------------	-------

Based on the risk of injury in a frontal impact. Should ONLY be compared to other vehicles of similar size and weight.

Side Crash	Front seat Rear seat	★★★★★
------------	----------------------	-------

Based on the risk of injury in a side impact.

Rollover	★★★★★
----------	-------

Based on the risk of rollover in a single-vehicle crash.

Star ratings range from 1 to 5 stars (★★★★★) with 5 being the highest. Source: National Highway Traffic Safety Administration (NHTSA). [www.safercar.gov](http://www.safercar.gov) or 1-888-327-4236



**Cumulative Accessory Weight is 13.2 lbs**

Method of Transport: RAIL  
Plant/Port of Entry: TACOMA, WA

**VIN : JA4APUAU5MU001193**  
**Route Code : RKC**

Cumulative Accessory Weight is 13.2 lbs