



DESC.: **TUNDRA 4X4** **SR DBL CAB LONG BED**
VIN: **5TFCY5F14KX025013**
YR/MDL: 2019/8345C
CLR: **MIDNIGHT BLACK METAL/FA13** (0218/13)
FINAL ASSEMBLY POINT: **SAN ANTONIO, TEXAS, U.S.A.**

GOVERNMENT 5-STAR SAFETY RATINGS

Overall Vehicle Score ★★★★★

Based on the combined ratings of frontal, side and rollover.
Should ONLY be compared to other vehicles of similar size and weight.

Frontal Crash Driver Passenger ★★★★★

Based on the risk of injury in a frontal impact.
Should ONLY be compared to other vehicles of similar size and weight.

Side Crash Front seat Rear seat ★★★★★

Based on the risk of injury in a side impact.

Rollover ★★★★★

Based on the risk of rollover in a single-vehicle crash.

Star ratings range from 1 to 5 stars (★★★★★) with 5 being the highest.
Source: National Highway Traffic Safety Administration (NHTSA)
www.safercar.gov or 1-888-327-4236

STANDARD EQUIPMENT

- MECHANICAL & PERFORMANCE**
- 5.7L i-FORCE V8 DOHC 32V with Dual Independent VVT-i 381 hp/401 lb-ft
 - 6-Spd Automatic Trans w/Sequential Shift
 - 4WDemand Part-Time 4WD w/Elec Controlled Transfer Case, A-TRAC & Auto LSD
 - Tow Package: Tow Rcvr Hitch, 4.30 Axle, Eng/Trans Fluid Coolers, TOW/HAUL Mode, HD Batt & Alt, & Integ 4/7-Pin Connector
 - Dbl Wishbone Frnt Susp w/Stabilizer Bar
 - Trap Leaf Rr Susp, Staggered O/B Shocks
 - Power-Assisted 4 Wheel Disc Brakes
 - 18" Wheels w/ P255/70R18 Tires

SAFETY & CONVENIENCE

- Halogen Headlights with LED DRLs
- Manual Headlight Level Control
- Trailer Brake Cont & Trailer-Sway Cont
- Star Safety System
- 3-Point Seatbelts for All Positions
- 8 Total Airbags (Incl Fr & Rr RSCA)
- Tire Pressure Monitor System (TPMS)
- Toyota Safety Sense P: Pre-Collision Sys w/ Pedestrian Detection, Dynamic Radar Cruise Control, Lane Departure Alert w/ Sway Warning Sys, Automatic High Beams

EXTERIOR

- 8.1" Double-Walled Long Bed w/Rail Caps
- Easy Lower and Lift Tailgate

INTERIOR

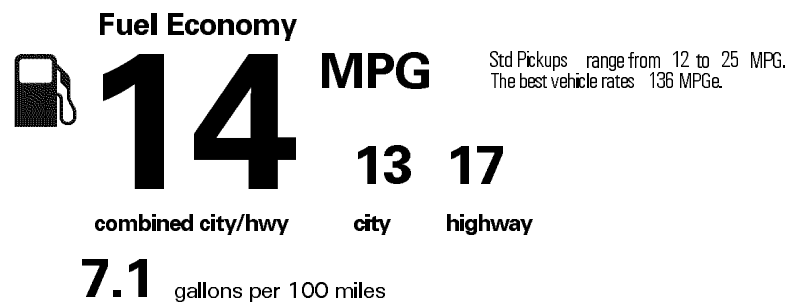
- 40/20/40 Split Fold-Down 4-Way Driver & 4-Way Passenger Adj Front Bench Seat
- Single Zone Air Conditioning
- Entune Audio 6.1" Touch Screen w/Backup Camera, AM/FM/CD, BT Phone/Music, Siri Eyes Free
- Power Windows/Door Locks/Heated Mirrors
- Remote Keyless Entry System
- Engine Immobilizer
- Tilt Steering Wheel with Column Shifter
- ***Full Tank of Gas***

MANUFACTURER'S SUGGESTED RETAIL PRICE **\$36,170.00**

OPTIONAL EQUIPMENT

FE	50 State Emissions	
TM	Heated Power Outside Tow Mirrors with Integrated Blind Spot Mirrors, Turn Signal Indicators, and Manual-Extend And Folding Feature	50.00
2T.	All Weather Liners/Door Sill	239.00
D5.	Stainless Steel Door Edge Guard	140.00
DK.	PREFERRED OWNER'S PORTFOLIO	
LB.	Spray-On Bedliner	579.00

EPA DOT Fuel Economy and Environment

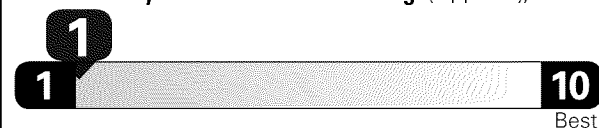


Gasoline Vehicle

You spend
\$ 6,750
more in fuel costs
over 5 years
compared to the
average new vehicle.

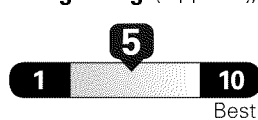
Annual fuel cost
\$ 2,750

Fuel Economy & Greenhouse Gas Rating (tailpipe only)



This vehicle emits 615 grams CO2 per mile. The best emits 0 grams per mile (tailpipe only). Producing and distributing fuel also create emissions; learn more at fueleconomy.gov.

Smog Rating (tailpipe only)



Actual results will vary for many reasons, including driving conditions and how you drive and maintain your vehicle. The average new vehicle gets 27 MPG and costs \$7,000 to fuel over 5 years. Cost estimates are based on 15,000 miles per year at \$2.55 per gallon. MPGe is miles per gasoline gallon equivalent. Vehicle emissions are a significant cause of climate change and smog.

fueleconomy.gov

Calculate personalized estimates and compare vehicles



Smartphone
QR Code



TOTAL **\$38,673.00**

The New Vehicle Limited Warranty provides 3-year/36,000 mile basic coverage, 5-year/60,000 mile powertrain coverage, plus 5-year/unlimited mile corrosion perforation coverage. See Warranty and Maintenance Guide for details. An extended service contract may be available for the vehicle. Ask dealer for details.

Manufacturer's suggested retail price includes manufacturer's recommended pre-delivery service. Gasoline, license and title fees, applicable federal, state and local taxes and dealer and distributor installed options and accessories are not included in the manufacturer's suggested retail price.

ToyotaCare, which covers normal factory scheduled maintenance for two years or 25,000 miles, whichever occurs first, is included as part of the sales price of the vehicle for qualifying buyers. See participating dealer for eligibility and coverage details.

DELIVERY, PROCESSING AND HANDLING FEE 1,495.00

Delivered by Truck to: 37154
TRI COUNTY TOYOTA
15 D & L DRIVE
LIMERICK PA19468

