



DESCRIPTION **2018 / 9457A RX450hL 5-DR SUV**
COLOR **ATOMIC SILVER**
VIN **JTJDGKCA0J2000676**
FINAL ASSEMBLY POINT **MIYAWAKA, FUKUOKA, JAPAN**

Delivered by Truck to:
LINDSAY LEXUS/ALEXANDRIA
3410 KING STREET
ALEXANDRIA VA22302

STANDARD EQUIPMENT & INSTALLED OPTIONS

STANDARD FEATURES

- * 3.5 Liter 308hp 24 Valve, DOHC V6
- * Lexus Hybrid Drive
- * Electronically Controlled Continuously Variable
- * Transmission with Intelligence
- * Dynamic Torque Control All-Wheel Drive
- * 20" Superchrome Alloy Wheels w/Color Inserts
- * Tire-Specific Pressure Monitoring System
- * 10 Airbags: Driver & Front Passenger: Front(2), Knee(2) & Side(2), Rear Side(2), Side Curtain(2)
- * Lexus Safety System+ : Pre-Collision System w/Pedestrian Detection; All-Speed Dynamic Radar Cruise Control; Intelligent High Beam Headlamps; Lane Departure Alert w/Steering Assist & Lane Keep Assist
- * Anti-Lock Braking System w/ Electronic Brakeforce Distribution & Brake Assist
- * Rain-sensing Wipers
- * Automatic On/Off Bi-LED Headlamps/Integrated Fog Lamps, Tail Lamps, Daytime Running Lights, Clearance Lamps and Illuminated Door Handles
- * Vehicle Theft-Deterrent System w/Engine Immobilizer
- * Lexus Enform Safety Connect & Service Connect: Complimentary for the first 10-yrs of ownership
- * Lexus Enform Remote (includes 1-yr subscription)
- * Lexus 9-speaker Premium Display Audio System, HD Radio w/iTunes tagging, Dual USB Ports

- SiriusXM Satellite Radio (3-month All Access trial subscription included)
- * Scout GPS Link navigation
- * Backup Camera
- * Auto Tri-Zone Climate Control with Rear Control Panel
- * Manual Rear Door Sunshades
- * 12-Way Power Semi-Aniline Leather-trimmed Front Seats (includes 4-way power lumbar)
- * Sapele Laser Cut Wood with Aluminum
- * Heated Wood Steering Wheel
- * Power Tilt-and-Telescopic Steering Column
- * Power-folding auto dim heated outside mirrors
- * Driver's Seat/Steering Wheel/Mirror Memory
- * Captain's Chairs
- * Power-folding third-row seats
- * LED Ambient Illumination
- * Power Back Door
- * Aluminum Roof Rails
- * Power Tilt/Slide Moonroof
- * Rear View Mirror - Auto Dimming, HomeLink Garage Door Opener
- * SmartAccess with push-button Start/Stop
- * 4.2" Multi-Information Display with Lexus Personalized Settings, Trip Computer & Outside Temperature Display
- * Carpet Floor Mats

MANUFACTURER'S SUGGESTED RETAIL PRICE

- ** Blind Spot Monitor w/ Rear-Cross Traffic Braking/Intuitive Park Assist and Panoramic View Monitor 1,865.00
- ** Cold Weather Package: Windshield wiper deicer, headlamp cleaner 200.00
- ** Color Heads-up Display 600.00
- ** Touch Free Power Rear Door 200.00
- ** Heated/Ventilated Front Seats & Heated Rear Seats 1,080.00
- ** Triple-Beam LED Auto Leveling Headlamps with cleaners, cornering lamps, LED front turn signal lamps and rear combination lamps 1,515.00
- ** Luxury Pkg: Semi-Aniline Leather-trim Seats, Power-folding Electrochromic Heated Outside Mirrors, Wood & Leather Heated Steering Wheel, 20" Super Chrome Alloy Wheels w/Color Inserts, Manual Rr Dr Sunshades, Driver's Seat/Steering/Mirror Memory, LED Illuminated Scuff Plates, Sapele Wood w/Aluminum Trim, LED Ambient Illumination -N/C-
- ** 12.3" Navigation System/Mark Levinson 15-speaker Premium Audio Package, Lexus Enform Destinations (1-year trial subscription included), Lexus Enform App Suite (Complimentary) 3,200.00
- ** All Weather Floor Liners with Cargo Mat 279.00
- ** Cargo Net/Cargo Mat/Wheel Locks/Key Gloves 298.00

\$54,555.00

EPA DOT Fuel Economy and Environment

Gasoline Vehicle


Fuel Economy
29 MPG
combined city/hwy
29 city
28 highway
3.4 gallons per 100 miles

Standard SUVs range from 11 to 93 MPG. The best vehicle rates 136 MPGe.

You spend **\$ 500** more in fuel costs over 5 years compared to the average new vehicle.

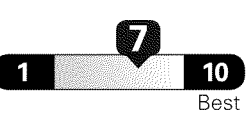
Annual fuel cost
\$ 1,450

Fuel Economy & Greenhouse Gas Rating (tailpipe only)



This vehicle emits 305 grams CO2 per mile. The best emits 0 grams per mile (tailpipe only). Producing and distributing fuel also create emissions; learn more at fueleconomy.gov.


Smog Rating (tailpipe only)



Actual results will vary for many reasons, including driving conditions and how you drive and maintain your vehicle. The average new vehicle gets 27 MPG and costs \$6,750 to fuel over 5 years. Cost estimates are based on 15,000 miles per year at \$2.80 per gallon. MPGe is miles per gasoline gallon equivalent. Vehicle emissions are a significant cause of climate change and smog.

fueleconomy.gov

Calculate personalized estimates and compare vehicles



GOVERNMENT 5-STAR SAFETY RATINGS

Overall Vehicle Score **Not Rated**
Based on the combined ratings of frontal, side and rollover. Should ONLY be compared to other vehicles of similar size and weight.

Frontal Crash Driver Passenger **★★★★★**
Based on the risk of injury in a frontal impact. Should ONLY be compared to other vehicles of similar size and weight.

Side Crash Front seat Rear seat **★★★★★**
Based on the risk of injury in a side impact.

Rollover **Not Rated**
Based on the risk of rollover in a single-vehicle crash.

Star ratings range from 1 to 5 stars (★★★★★) with 5 being the highest.
Source: National Highway Traffic Safety Administration (NHTSA)
www.safercar.gov or 1-888-327-4236

SUB-TOTAL \$63,792.00

DELIVERY, PROCESSING AND HANDLING FEE 995.00

TOTAL **\$64,787.00**

APPLICABLE FEDERAL TAXES NOT INCLUDED

Manufacturer's suggested retail price includes manufacturer's recommended pre-delivery service.
License and title fees, state, local and applicable federal taxes, and dealer installed options and accessories are not included in the manufacturer's suggested retail price.
LEXUS NEW VEHICLE LIMITED WARRANTY Limited warranty coverage highlights include * 4YR / 50000 mile basic coverage * 6YR / 70000 mile powertrain coverage * 6YR / Unlimited mile corrosion perforation warranty * 8YR/100,000 mile hybrid battery/hybrid component See your Warranty and Services Guide for details.
LEXUS IS PLEASED TO OFFER THE FOLLOWING OWNER SUPPORT PACKAGE WITH EACH NEW LEXUS * 24 hour, 365 day/yr. roadside assistance plan * Complimentary 1st and 2nd scheduled maintenance services * Lodging for emergency breakdown 100 miles from home
An extended service contract may be available for this vehicle. Ask dealer for details

123B24 342 DL33 35X 50 L874

