



DESCRIPTION 2023 / 9000C ES350  
COLOR CLOUDBURST GRAY  
VIN 58ADZ1B11PU153982  
FINAL ASSEMBLY POINT GEORGETOWN, KENTUCKY, U.S.A.

Delivered by Truck to:  
HILTON HEAD LEXUS  
540 NEW RIVER PARKWAY  
HARDEEVILLE SC29927



STANDARD EQUIPMENT UNLESS REPLACED BY INSTALLED OPTIONS

STANDARD FEATURES

- Powertrain**
- \* 3.5 Liter V6 With 302 HP
  - \* 8-Speed Automatic Transmission
  - \* Drive Mode Select (Eco, Normal, Sport)
  - \* Steering Wheel Mounted Paddle Shifters
- Exterior/Interior**
- \* 17-in Twin-V Spoke Alloy Wheels
  - \* One-Touch Open/Close Power Tilt-and-Slide Moonroof
  - \* Bi-LED Headlamps / Daytime Running Lights
  - \* 10-Way Driver's & Front Passenger's Power Seats
- Safety/Advanced Technology**
- \* Lexus Safety System+ 2.5, Pre-Collision System with Pedestrian Detection, All Speed-Dynamic Radar Cruise Control, Lane Tracing Assist, Lane Departure Alert w/ Steering Assist, Intelligent High Beam Headlamps & Road Sign Assist
  - \* Blind Spot Monitor with Rear Cross-Traffic Alert
  - \* 10 Airbags
  - \* SmartAccess with Push-Button Start/Stop

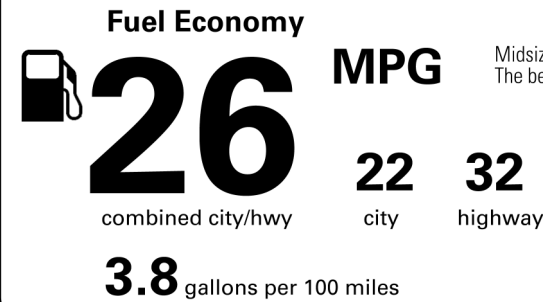
Multimedia/Connected Services

- \* Lexus Interface with 8-in touchscreen display
- \* Wireless Apple Carplay / Android Auto Capability
- \* Safety Connect, Service Connect, Remote Connect, Wi-Fi Connect (AT&T Hotspot, Integrated Streaming) Trials. Paid subscription required after trial. 4G network dependent. See Lexus.com for details.
- \* Drive Connect Capability with Cloud Navigation, Intelligent Assistant (Hey Lexus), Destination Assist available by subscription. 4G network dependent. See Lexus.com for details
- \* SiriusXM 3-Month Platinum Trial
- \* 10-speaker Premium Sound System

INSTALLED OPTIONS  
BASE MANUFACTURER'S SUGGESTED RETAIL PRICE

- |   |          |
|---|----------|
| ** 18-in Split-10-Spoke Alloy Wheel   | 660.00   |
| ** Power Rear Sunshade  | 210.00   |
| ** Smart Access Card Key  | 100.00   |
| ** Lexus Interface with 12.3-inch touchscreen display. Drive Connect with Cloud Navigation, Intelligent Assistant (Hey Lexus), and Destination Assist Trial. Paid subscription required after trial. 4G network dependent. See Lexus.com for details.   | 1,030.00 |
| ** Power Open/Close Trunk w/ Kick Sensor  | 550.00   |
| ** Premium Paint  | 500.00   |
| ** Premium Package: Lexus Memory System for Driver's Seat, Outside Mirrors and Steering Wheel, Power Tilt and Telescopic Leather/Heated Steering Wheel, Power Folding Outside Mirrors, Rain Sensing Wipers, Heated and Ventilated Front Seats, Intuitive Parking Assist w/ Auto Braking, and Wireless Charger | 2,430.00 |
| ** Panorama Glass Roof  | 500.00   |
| ** Wood Trim  | 360.00   |
| ** Trunk Mat/Cargo Net/Whl Locks/Rr Bumper App/Glove  | 405.00   |

EPA DOT Fuel Economy and Environment

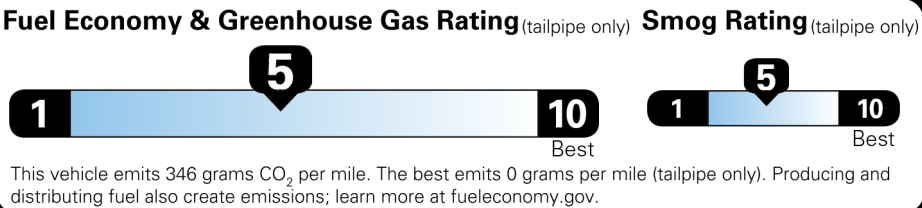


Midsized Cars range from 15 to 132 MPG. The best vehicle rates 132 MPGe.

Gasoline Vehicle

**You spend \$500**  
more in fuel costs over 5 years compared to the average new vehicle.

**Annual fuel cost**  
**\$1,700**



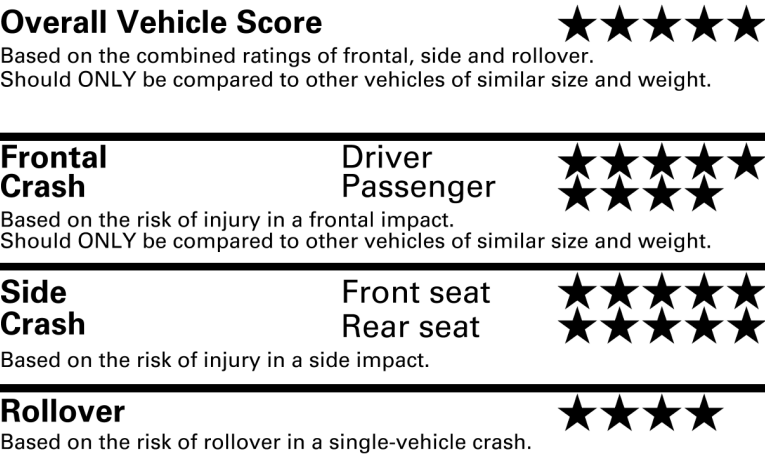
Actual results will vary for many reasons, including driving conditions and how you drive and maintain your vehicle. The average new vehicle gets 28 MPG and costs \$8,000 to fuel over 5 years. Cost estimates are based on 15,000 miles per year at \$2.95 per gallon. MPGe is miles per gasoline gallon equivalent. Vehicle emissions are a significant cause of climate change and smog.

**fueleconomy.gov**  
Calculate personalized estimates and compare vehicles



MANUFACTURER'S SUGGESTED RETAIL PRICE† \$48,185.00  
DELIVERY, PROCESSING AND HANDLING FEE 1,150.00  
**TOTAL \$49,335.00**

GOVERNMENT 5-STAR SAFETY RATINGS



Star ratings range from 1 to 5 stars (★★★★★) with 5 being the highest.  
Source: National Highway Traffic Safety Administration (NHTSA)  
[www.safercar.gov](http://www.safercar.gov) or 1-888-327-4236

†Manufacturer's suggested retail price excludes delivery processing and handling fees, license and title fees, applicable federal, state and local taxes, and dealer and distributor options and accessories.

LEXUS IS PLEASED TO OFFER THE FOLLOWING OWNER SUPPORT PACKAGE WITH EACH NEW LEXUS

- \* 24 hour, 365 day/yr, roadside assistance plan
- \* Complimentary 1st and 2nd scheduled maintenance services
- \* Lodging for emergency breakdown 100 miles from home

An extended service contract may be available for this vehicle. Ask dealer for details.

LML1E2N2S0F0W1

714 L034

