



Go Further

ford.com

VEHICLE DESCRIPTION

EXPLORER

2018 EXPLORER PLATINUM 4WD
112.6" WHEELBASE
3.5L V6 ECOBOOST ENGINE
6-SPEED AUTO TRANSMISSION

EXTERIOR
PLATINUM DUNE MET TRI-COAT
INTERIOR
MED CERAM NIRV LTH-TRM SEAT

JG C64359


STANDARD EQUIPMENT INCLUDED AT NO EXTRA CHARGE			
EXTERIOR <ul style="list-style-type: none">• DOOR HANDLES - SATIN CHRM• EASY FUEL CAPLESS FILLER• EXHAUST TIPS - CHROME• FOG LAMPS-LED• HEADLAMPS - AUTOMATIC• LED SIGNATURE LIGHTING• LIFTGATE - HANDS-FREE• MIRRORS-PWR/HTD/AUTO-FOLD SIG/APRCH LAMP/MEM/AUTODI• MOONROOF - POWER• PRIVACY GLASS - REAR DOORS• REAR SPOILER, BODY COLOR• ROOF-RACK SIDE RAILS-CHRME• TAILLAMPS-LED• TRAILER SWAY CONTROL	INTERIOR <ul style="list-style-type: none">• 2ND ROW HEATED SEATS• ADJUST PEDALS W/MEMORY• BRANDED FLOOR MATS• DUAL ZONE AUTO CLIMATE CTL• HTD/COOLED DVR/PASS SEATS• HTD LTHR WRAPPED STR WHL W/CRUISE AND AUDIO CTRLS• LEATHER-WRAPPED INTERIOR• MULTI-CONTOUR LEATHER BUCKET FRONT SEATS• POWERFOLD 3RD ROW SEAT• PWR TILT/TELE STR COLUMN• SCUFF PLATES - ILLUMINATED• SMART CHARGING USB PORT(4)• WOODGRAIN INTERIOR ACCENTS	FUNCTIONAL <ul style="list-style-type: none">• CLASS III TRAILER TOW PKG• ENHANCED ACTIVE PARK ASST• FRONT 180 DEGREE CAMERA• INTELLIGENT 4WD SYSTEM• POWER STEERING W/EPAS• PREM AUDIO SYS SONY W/ CLR PHASE&LIVE ACOUSTICS• REAR VIEW CAMERA• REMOTE START SYSTEM• REVERSE SENSING SYSTEM• SIRIUSXM® - SVC N/A AK&HI• SYNC®3 W/8" TOUCH SCREEN• TERRAIN MANAGEMENT SYSTEM• VOICE ACTIVATED NAVIGATION	SAFETY/SECURITY <ul style="list-style-type: none">• ADVANCETRAC WITH RSC• AIRBAGS - DUAL STAGE FRONT• AIRBAGS - SIDE IMPACT / SAFETY CANOPY• FORD SAFE AND SMART™ PKG• FRONT PASS. KNEE AIRBAG• INDIV TIRE PRESS MONIT SYS• LATCH CHILD SAFETY SYSTEM• PERIMETER ALARM• SECURICODE KEYLESS KEYPAD• SOS POST CRASH ALERT SYS WARRANTY <ul style="list-style-type: none">• 3YR/36,000 BUMPER / BUMPER• 5YR/60,000 POWERTRAIN• 5YR/60,000 ROADSIDE ASSIST

INCLUDED ON THIS VEHICLE	(MSRP)	PRICE INFORMATION	(MSRP)
EQUIPMENT GROUP 600A		BASE PRICE	\$53,940.00
OPTIONAL EQUIPMENT/OTHER		TOTAL OPTIONS/OTHER	2,005.00
2018 MODEL YEAR			
PLATINUM DUNE MET TRI-COAT	595.00		
.20" BRIGHT MACHINED FACE WHLS			
.P255/50R20 A/S BSW TIRES			
FLOOR LINERS,FRONT & 2ND ROW	120.00		
2ND ROW BUCKET SEATS	695.00		
RUNNING BOARDS - BLACK	595.00		
		TOTAL VEHICLE & OPTIONS/OTHER	55,945.00
		DESTINATION & DELIVERY	995.00

	RAMP ONE		TOTAL MSRP \$56,940.00
	CA14		
	RAMP TWO	CONVOY	
		ITEM #: 24-R120 O/T 2	
	This label is affixed pursuant to the Federal Automobile Information Disclosure Act. Gasoline, License, and Title Fees, State and Local taxes are not included. Dealer installed options or accessories are not included unless listed above.		JH081 N RB 2X 835 004411 08 08 18


EPA DOT

Fuel Economy and Environment



Gasoline Vehicle

Fuel Economy



18 MPG

combined city/hwy

16

city

22

highway

5.6 gallons per 100 miles

You spend

\$3,250

more in fuel costs over 5 years compared to the average new vehicle.

Standard SUVs range from 11 to 93 MPG. The best vehicle rates 136 MPGe.

Annual fuel cost

\$2,000

Fuel Economy & Greenhouse Gas Rating (tailpipe only)

Smog Rating (tailpipe only)

1

3

10

Best

1

3

10




Best

This vehicle emits 486 grams CO₂ per mile. The best emits 0 grams per mile (tailpipe only). Producing and distributing fuel also create emissions; learn more at fueleconomy.gov.


Actual results will vary for many reasons, including driving conditions and how you drive and maintain your vehicle. The average new vehicle gets 27 MPG and costs \$6,750 to fuel over 5 years. Cost estimates are based on 15,000 miles per year at \$2.40 per gallon. MPGe is miles per gasoline gallon equivalent. Vehicle emissions are a significant cause of climate change and smog.

fueleconomy.gov

Calculate personalized estimates and compare vehicles



Smartphone QR Code™



GOVERNMENT 5-STAR SAFETY RATINGS

Overall Vehicle Score

★★★★★

Based on the combined ratings of frontal, side and rollover. Should ONLY be compared to other vehicles of similar size and weight.

Frontal Crash

Driver Passenger

★★★★★

Based on the risk of injury in a frontal impact. Should ONLY be compared to other vehicles of similar size and weight.

Side Crash

Front seat Rear seat

★★★★★

Based on the risk of injury in a side impact.

Rollover

★★★★

Based on the risk of rollover in a single-vehicle crash.

Star ratings range from 1 to 5 stars (★★★★★), with 5 being the highest. Source: National Highway Traffic Safety Administration (NHTSA). www.safercar.gov or 1-888-327-4236

1FM5K8HT1JGC64359





WARNING: Operating, servicing and maintaining a passenger vehicle, pickup truck, van, or off-road vehicle can expose you to chemicals including engine exhaust, carbon monoxide, phthalates, and lead, which are known to the State of California to cause cancer and birth defects or other reproductive harm. To minimize exposure, avoid breathing exhaust, do not idle the engine except as necessary, service your vehicle in a well-ventilated area and wear gloves or wash your hands frequently when servicing your vehicle. For more information go to www.P65Warnings.ca.gov/passenger-vehicle.

SCAN OR TEXT 1FJG64359 TO 48028

Msg & Data rates may apply. Text HELP for help



www.ford.com/help/privacy-terms/