



Go Further

ford.com

VEHICLE DESCRIPTION

EDGE

2015 FORD EDGE-SEL AWD
5-PASSENGER
3.5L TI-VCT V6 ENGINE
6-SPD SELECTSHIFT TRANS

FB

B88361


STANDARD EQUIPMENT INCLUDED AT NO EXTRA CHARGE			
EXTERIOR <ul style="list-style-type: none">•18" PAINTED ALUM WHEELS•BRIGHT BELTLINE MOLDING•DOOR HANDLES - BODY COLOR•DUAL EXHAUST TIPS•GRILLE - PAINTED BRIGHT•LED SIGNATURE LAMPS•LED TAILLAMPS•MIRRORS - PWR/HTD/MAN FOLD W/LED SIG & APPROACH LAMP•PRIVACY GLASS•PROJ BEAM HALOGEN HEADLAMP•REAR SPOILER, BODY COLOR	INTERIOR <ul style="list-style-type: none">•1-TOUCH UP/DOWN DRIVER WIN•10WAY PWR DR SEAT W/LUMBAR•60/40 EASYFOLD REAR BENCH•A/C W/DUAL CLIMATE CONTROL•AUTO DIM REARVIEW MIRROR•CARGO MANAGEMENT SYSTEM•CUPHOLDERS - 8•DUAL ILLUM VANITY MIRRORS•FLOORMATS-1ST AND 2ND ROW•GLOBAL OPEN WINDOWS•LEATHER WRAPPED STR WHEEL W/CRUISE AND AUDIO CONTRO•TILT/TELESCOPE STR COLUMN	FUNCTIONAL <ul style="list-style-type: none">•6-SPEED SST W/PADDLE SHIFT•AM/FM SINGLE CD/MP3 PLAYER•CRUISE CONTROL•EASYFUEL CAPLESS FILLER•HILL START ASSIST•INTELLIGENT ACCESS W/PUSH BUTTON START•MYKEY•POWERPOINTS (4)•REAR VIEW CAMERA•REAR WIPER/WASHER/DEFROST•REVERSE SENSING SYSTEM•SIRIUS SAT SVC N/A AK&HI	SAFETY/SECURITY <ul style="list-style-type: none">•ADVANCETRAC WITH RSC•AIRBAGS - DUAL STAGE FRONT•AIRBAGS - FRONT SEAT MOUNTED SIDE IMPACT•AIRBAGS - SAFETY CANOPY•AUTOLAMP/RAINLAMP•LATCH CHILD SAFETY SYSTEM•SECURICODE KEYLESS KEYPAD•SOS POST CRASH ALERT SYS•TIRE PRESSURE MONITOR SYS WARRANTY <ul style="list-style-type: none">•3YR/36,000 BUMPER / BUMPER•5YR/60,000 POWERTRAIN•5YR/60,000 ROADSIDE ASSIST

INCLUDED ON THIS VEHICLE	(MSRP)		(MSRP)
EQUIPMENT GROUP 201A <ul style="list-style-type: none">•SYNC W/MY FORD TOUCH•HEATED FRONT SEATS•6-WAY PWR PASSENGER SEAT	2,700.00	PRICE INFORMATION BASE PRICE TOTAL OPTIONS/OTHER	\$33,495.00 7,485.00
OPTIONAL EQUIPMENT/OTHER 2015 MODEL YEAR WHITE PLATINUM MET TRI-COAT 3.5L TI-VCT V6 ENGINE 6-SPD SELECTSHIFT TRANS 245/60R18 A/S TIRES UTILITY PACKAGE HANDS-FREE LIFTGAGE PERIMETER ALARM UNIVERSAL GARAGE DOOR OPENER TECHNOLOGY PACKAGE VOICE ACTIVATED NAVIGATION SYS BLIND SPOT MONITORING SYS REMOTE START AUTO-DIM DRIVER EXT MIRROR FRONT LICENSE PLATE BRACKET CALIFORNIA/GREEN STATES EMISS PANORAMIC VISTA ROOF	595.00 425.00 NO CHARGE 775.00 1,395.00 NO CHARGE NO CHARGE 1,595.00	TOTAL VEHICLE & OPTIONS/OTHER DESTINATION & DELIVERY	40,980.00 895.00
		TOTAL BEFORE DISCOUNTS	41,875.00
		EQUIPMENT GROUP SAVINGS	- 600.00
		AWD DISCOUNT	- 500.00
		TOTAL SAVINGS	- 1,100.00

	RAMP ONE		TOTAL MSRP \$40,775.00
	RA3M	FINAL ASSEMBLY PLANT	
	RAMP TWO	OAKVILLE	This label is affixed pursuant to the Federal Automobile Information Disclosure Act. Gasoline, License, and Title Fees, State and Local taxes are not included. Dealer installed options or accessories are not included unless listed above.
	METHOD OF TRANSP.	ITEM #: 13-S000 O/T 2	
	RAIL	FH141 N RB 2X 520 000848 08 14 15	


EPA DOT

Fuel Economy and Environment



Gasoline Vehicle

Fuel Economy



20

combined city/hwy

MPG

17

city

25

highway

5.0

gallons per 100 miles

Small SUVs range from 17 to 33 MPG. The best vehicle rates 119 MPGe.

You spend

\$2,000

more in fuel costs over 5 years

compared to the average new vehicle.

Annual fuel cost

\$2,600

Fuel Economy & Greenhouse Gas Rating (tailpipe only)

5

1

10

Best

This vehicle emits 447 grams CO₂ per mile. The best emits 0 grams per mile (tailpipe only). Producing and distributing fuel also create emissions; learn more at fueleconomy.gov.

Smog Rating (tailpipe only)

5

1




10

Best


Actual results will vary for many reasons, including driving conditions and how you drive and maintain your vehicle. The average new vehicle gets 24 MPG and costs \$11,000 to fuel over 5 years. Cost estimates are based on 15,000 miles per year at \$3.50 per gallon. MPGe is miles per gasoline gallon equivalent. Vehicle emissions are a significant cause of climate change and smog.

fueleconomy.gov

Calculate personalized estimates and compare vehicles



Smartphone QR Code™



GOVERNMENT 5-STAR SAFETY RATINGS

Overall Vehicle Score

★★★★★

Based on the combined ratings of frontal, side and rollover. Should ONLY be compared to other vehicles of similar size and weight.

Frontal Crash	Driver Passenger	★★★★★
Based on the risk of injury in a frontal impact. Should ONLY be compared to other vehicles of similar size and weight.		
Side Crash	Front seat Rear seat	★★★★★
Based on the risk of injury in a side impact.		
Rollover		★★★★
Based on the risk of rollover in a single-vehicle crash.		

Star ratings range from 1 to 5 stars (★★★★★), with 5 being the highest. Source: National Highway Traffic Safety Administration (NHTSA). www.safercar.gov or 1-888-327-4236



2FMTK4J87FBB88361



Extended Service Plan

Ford ESP is the only extended service plan honored at every Ford dealership in the U.S. and Canada. See your dealer for additional details or visit www.FordOwner.com for more information.



FORD CREDIT

Choose the vehicle you want. Whether you decide to lease or finance, you'll find the choices that are right for you. See your Ford Dealer for details or visit www.FordCredit.com.



Go Further