



Drive one.  
ford.com

VEHICLE DESCRIPTION

TAURUS

2013 SEL FWD  
5-PASSENGER  
3.5L V6 TIVCT ENGINE  
6-SPEED AUTO TRANSMISSION

EXTERIOR  
WHITE PLATINUM MET TRI-COAT  
INTERIOR  
DUNE LEATHER SEATING

DG 111606

STANDARD EQUIPMENT INCLUDED AT NO EXTRA CHARGE			
EXTERIOR	INTERIOR	FUNCTIONAL	SAFETY/SECURITY
• 18" PAINTED ALUMINUM WHLS	• POWER DRIV AND PASS SEATS	• FRONT WHEEL DRIVE	• SOS POST CRASH ALERT SYS
• P235/55R18 A/S BSW TIRES	- 6-WAY	• 6-SPEED SELECTSHIFT TRANS	• PERSONAL SAFETY SYSTEM
• AUTO PROJ BEAM HEADLAMPS	• 60/40 FOLD-FLAT REAR BENCH	• POWER STEERING W/EPAS	• AIRBAGS - FRONT AND SIDE
• RAISED POWER DOME HOOD	• DUAL ZONE ELEC TEMP CNTRL	• 4-WHL DISC BRAKES W / ABS	• ADVANCETRAC WITH RSC
• LED TAILLAMPS	• LEATHER WRAPPED STR WHEEL	• CURVE CONTROL	• SAFETY CANOPY - 2 ROWS
• SUPPLEMENTAL PARK LAMPS	W/ CRUISE, AUDIO AND	• AM/FM CD/MP3 CAPBL,AUX JAC	• PERIMETER ALARM
• MIRRORS-MAN FOLD DUAL PWR	CLIMATE CONTROL	• SYNC W/ MYFORD TOUCH	• LATCH CHILD SAFETY SYSTEM
HEATED WITH APPROACH LAMP	• TILT/TELESCOPE STR COLUMN	• SYNC SERVICES	• CHILDPROOF REAR DOOR LOCKS
• INTEGRATED SPOTTER MIRRORS	• 1-TOUCH UP/DOWN DRIVER WIN	• SIRIUSXM RADIO W/6 MO. TRI	• ILLUMINATED ENTRY
• SECURICODE KEYLESS ENTRY	• CENTER CONSOLE W/ARMREST,	• MESSAGE CTR: OUTSIDE TEMP,	• MYKEY
• QUASI-DUAL EXHAUST SYSTEM	STORAGE & 2 CUPHOLDERS	COMPASS, TRIP COMPUTER	• TIRE PRESSURE MONITOR SYS
• EXHAUST TIPS - CHROME	• DUAL ILLUM VANITY MIRRORS	• ELECTROCHROMIC MIRROR	
• DOOR HANDLES - BODY COLOR	• UNIQUE DOOR/IP APPLIQUES	• WIPER ACTIVATED HEADLAMPS	
• MINI SPARE TIRE/WHEEL	• MAP POCKETS- DRIVER & PASS	• REMOTE START	
• EASY FUEL CAPLESS FILLER	• FRONT AND REAR FLOOR MATS	• 19.0 GALLON FUEL TANK	
			WARRANTY
			• 3YR/36,000 BUMPER / BUMPER
			• 5YR/60,000 POWERTRAIN
			• 5YR/60,000 ROADSIDE ASSIST

INCLUDED ON THIS VEHICLE	(MSRP)		(MSRP)
EQUIPMENT GROUP 201A	800.00	PRICE INFORMATION	
•AUDIO - W/IP CENTER CH SPEAKE		BASE PRICE	\$28,800.00
•SYNC VOICE ACTIVATED SYSTEMS		TOTAL OPTIONS	3,785.00
•HMI W/8" SCREEN PAINTED FP			
•REVERSE SENSING SYSTEM			
OPTIONAL EQUIPMENT			
2013 MODEL YEAR			
WHITE PLATINUM MET TRI-COAT	495.00		
HEATED FRONT SEATS			
POWER MOONROOF	995.00		
LEATHER SEATING	1,495.00		
		TOTAL VEHICLE & OPTIONS	32,585.00
		DESTINATION & DELIVERY	795.00


	RAMP ONE		TOTAL MSRP \$33,380.00
	CK06		
	RAMP TWO	FINAL ASSEMBLY PLANT	This label is affixed pursuant to the Federal Automobile Information Disclosure Act. Gasoline, License, and Title Fees, State and Local taxes are not included. Dealer installed options or accessories are not included unless listed above.
		CHICAGO	
	METHOD OF TRANSP.	ITEM #:	47-Z900 O/T 2
	CONVOY		CC192 N RA 2X 315 000293 03 19 12

EPA  
DOT

Fuel Economy and Environment

E85  
Flexible-Fuel Vehicle  
Gasoline-Ethanol (E85)

Fuel Economy



23

MPG

combined city/hwy

19

city

29

highway

4.4

gallons per 100 miles

Large Cars range from 12 to 28 MPG. The best vehicle rates 112 MPGe. Values are based on gasoline and do not reflect performance and ratings based on E85.

You save \$0 in fuel costs over 5 years compared to the average new vehicle.

Annual fuel cost

\$2,300

Fuel Economy & Greenhouse Gas Rating (tailpipe only)

Smog Rating (tailpipe only)

1

6

10

Best

1

5

10




Best


This vehicle emits 393 grams CO<sub>2</sub> per mile. The best emits 0 grams per mile (tailpipe only). Producing and distributing fuel also create emissions; learn more at fueleconomy.gov.

Actual results will vary for many reasons, including driving conditions and how you drive and maintain your vehicle. The average new vehicle gets 23 MPG and costs \$11,600 to fuel over 5 years. Cost estimates are based on 15,000 miles per year at \$3.55 per gallon. This is a dual fueled automobile. MPGe is miles per gasoline gallon equivalent. Vehicle emissions are a significant cause of climate change and smog.

fueleconomy.gov

Calculate personalized estimates and compare vehicles



Smartphone QR Code™  


GOVERNMENT 5-STAR SAFETY RATINGS


Overall Vehicle Score

Not Rated


Based on the combined ratings of frontal, side and rollover. Should ONLY be compared to other vehicles of similar size and weight.

Frontal Crash	Driver Passenger	Not Rated
Based on the risk of injury in a frontal impact. Should ONLY be compared to other vehicles of similar size and weight.		
Side Crash	Front seat Rear seat	★★★★★ ★★★★★
Based on the risk of injury in a side impact.		
Rollover	★★★★	
Based on the risk of rollover in a single-vehicle crash.		

Star ratings range from 1 to 5 stars (★★★★★), with 5 being the highest. Source: National Highway Traffic Safety Administration (NHTSA).  
www.safercar.gov or 1-888-327-4236




1FAHP2E83DG111606



Extended Service Plan

Ford ESP is the only extended service plan honored at every Ford dealership in the U.S. and Canada. See your dealer for additional details or visit [www.FordOwner.com](http://www.FordOwner.com) for more information.



FordCredit

Choose the vehicle you want. Whether you decide to lease or finance, you'll find the choices that are right for you. See your Ford Dealer for details or visit [www.FordCredit.com](http://www.FordCredit.com).