



Go Further

ford.com

VEHICLE DESCRIPTION

F-150

2015 F-150 4X2 SUPERCREW
157" WHEELBASE
2.7L V6 ECOBOOST ENGINE
ELEC 6-SPEED AUTO W/TOW MOD

FK D23720

EXTERIOR
INGOT SILVER METALLIC
INTERIOR
DARK GRAY CLOTH 40/20/40

STANDARD EQUIPMENT INCLUDED AT NO EXTRA CHARGE

EXTERIOR

- DOOR HANDLES - BLACK
- EASY FUEL CAPLESS FILLER
- FULLY BOXED STEEL FRAME
- HALOGEN HEADLAMPS
- LOCKING REMOVABLE TAILGATE
- PICKUP BOX TIE DOWN HOOKS
- REAR SOLAR TINTED GLASS
- SPARE TIRE & WHEEL LOCK

INTERIOR

- A/C W/MANUAL CLIMATE CONTROL, SINGLE ZONE
- BLACK VINYL FLOOR COVERING
- DAY/NIGHT REARVIEW MIRROR
- TILT/TELESCOPE STR COLUMN

FUNCTIONAL

- 4-WHEEL DISC BRAKES W/ABS
- 12V AUXILIARY POWER POINT
- FADE-TO-OFF INTERIOR LIGHT
- FAIL-SAFE COOLING SYSTEM
- HILL START ASSIST
- INTERMITTENT SPEED WIPERS
- MANUAL FOLD MIRRORS
- OUTBOARD MNTD REAR SHOCKS
- PWR RACK AND PINION STEER
- TRAILER SWAY CONTROL

SAFETY/SECURITY

- ADVANCETRAC WITH RSC
- AIRBAGS - FRONT SEAT MOUNTED SIDE IMPACT
- AIRBAGS - SAFETY CANOPY SIDE CURTAIN
- CTR HIGH MOUNT STOP LAMP
- SOS POST CRASH ALERT SYS
- TIRE PRESSURE MONITOR SYS

WARRANTY


- 3YR/36,000 BUMPER / BUMPER
- 5YR/60,000 POWERTRAIN
- 5YR/60,000 ROADSIDE ASSIST

INCLUDED ON THIS VEHICLE	(MSRP)	PRICE INFORMATION	(MSRP)
EQUIPMENT GROUP 101A <ul style="list-style-type: none">•XL SERIES•XL POWER EQUIPMENT GROUP•SYNC•CRUISE CONTROL•BOXLINK	2,255.00	BASE PRICE	\$33,425.00
		TOTAL OPTIONS/OTHER	4,895.00
		TOTAL VEHICLE & OPTIONS/OTHER	38,320.00
		DESTINATION & DELIVERY	1,195.00
OPTIONAL EQUIPMENT/OTHER .SELECTSHIFT TRANSMISSION		TOTAL BEFORE DISCOUNTS	39,515.00
2.7L V6 ECOBOOST ENGINE	NO CHARGE	XL MID DISCOUNT	- 500.00
.245/70R 17 BSW ALL-SEASON		XL DISCT CHRM OR SPORT	- 250.00
3.31 ELECTRONIC LOCK RR AXLE	420.00		
6350# GVWR PACKAGE		TOTAL SAVINGS	- 750.00
TRAILER TOW PACKAGE	695.00		
23 GALLON FUEL TANK			
INTEGRATED TRAILER BRAKE CONT	275.00		
XL SPORT APPEARANCE PACKAGE	775.00		
.FOG LAMPS			
.17" SILVER PAINTED ALUMINUM SPRAY-IN BED LINER *ACCY	475.00		

	RAMP ONE		TOTAL MSRP \$38,765.00	
	CA6V			
	RAMP TWO	FINAL ASSEMBLY PLANT	This label is affixed pursuant to the Federal Automobile Information Disclosure Act. Gasoline, License, and Title Fees, State and Local taxes are not included. Dealer installed options or accessories are not included unless listed above.	
		KANSAS CITY		
	METHOD OF TRANSP.	ITEM #: 21-S200 O/T 2		
	CONVOY	FD082 N RB W 535 000644 04 08 15		


EPA DOT

Fuel Economy and Environment



Gasoline Vehicle

Fuel Economy



22

MPG

combined city/hwy

19

city

26

highway

4.5 gallons per 100 miles

You spend

\$1,000

more in fuel costs over 5 years compared to the average new vehicle.

Standard Pickup Trucks range from 15 to 23 MPG. The best vehicle rates 119 MPGe.

Annual fuel cost

\$2,400

Fuel Economy & Greenhouse Gas Rating (tailpipe only)

Smog Rating (tailpipe only)

1

5

10

Best

1

6

10




Best

This vehicle emits 407 grams CO₂ per mile. The best emits 0 grams per mile (tailpipe only). Producing and distributing fuel also create emissions; learn more at fueleconomy.gov.


Actual results will vary for many reasons, including driving conditions and how you drive and maintain your vehicle. The average new vehicle gets 24 MPG and costs \$11,000 to fuel over 5 years. Cost estimates are based on 15,000 miles per year at \$3.50 per gallon. MPGe is miles per gasoline gallon equivalent. Vehicle emissions are a significant cause of climate change and smog.

fueleconomy.gov

Calculate personalized estimates and compare vehicles



Smartphone QR Code™



GOVERNMENT 5-STAR SAFETY RATINGS

Overall Vehicle Score

To Be Rated

Based on the combined ratings of frontal, side and rollover. Should ONLY be compared to other vehicles of similar size and weight.

Frontal Crash	Driver Passenger	To Be Rated
Based on the risk of injury in a frontal impact. Should ONLY be compared to other vehicles of similar size and weight.		To Be Rated

Side Crash	Front seat Rear seat	To Be Rated
Based on the risk of injury in a side impact.		To Be Rated

Rollover

To Be Rated

Based on the risk of rollover in a single-vehicle crash.

Star ratings range from 1 to 5 stars (★★★★★), with 5 being the highest. Source: National Highway Traffic Safety Administration (NHTSA). www.safercar.gov or 1-888-327-4236



1FTEW1CP3FKD23720



Extended Service Plan

Ford ESP is the only extended service plan honored at every Ford dealership in the U.S. and Canada. See your dealer for additional details or visit www.FordOwner.com for more information.



FORD CREDIT

Choose the vehicle you want. Whether you decide to lease or finance, you'll find the choices that are right for you. See your Ford Dealer for details or visit www.FordCredit.com.