

2019 OUTLANDER SPORT 2.0 ES 2WD

4-DOOR SUV

QUARTZ BROWN METALLIC / GRAY

2.0L DOHC I4 MIVEC

5-SPEED O/D MANUAL TRANSMISSION

50-STATE EMISSIONS STANDARD

Mechanical Features

- 2.0L MIVEC DOHC 16-valve 4-cylinder
- Electric power steering
- MacPherson front strut suspension with stabilizer bar
- Multi-link rear suspension with stabilizer bar
- Front-Wheel Drive (FWD)

Exterior Features

- Halogen headlights
- LED rear combination tail lights
- Black front bumper under garnish
- Color-keyed outside door handles
- Color-keyed folding side-view mirrors with turn indicators
- Heated power side-view mirrors
- Front windshield variable intermittent wipers
- Rear window intermittent wiper/ washer with defroster
- Rear privacy glass
- Roof carrier plug-in accommodation
- Roof spoiler
- Shark fin antenna
- 18-inch two-tone alloy wheels
- 225/55R18 all-season tires
- Temporary spare tire

Interior Features

- Color multi-information display
- High-contrast meters
- Dual-visor vanity mirrors
- Cargo light
- 6-way adjustable driver's seat
- 4-way adjustable front passenger seat
- Fabric seating surfaces
- 60/40 split fold-down rear seatback
- 5 Passenger seating
- Driver's seat back pocket
- Tilt and telescopic steering wheel
- Soft-touch upper instrument panel and door trim
- Soft-touch floor console knee padding
- Chrome-plated inner door handles
- Satin grey window switch panels
- Mesh design floor console
- Carbon design audio panel

Convenience Features

- 7.0" Touch panel display audio system
- Digital HD Radio®
- Four speakers
- Bluetooth® wireless technology
- Steering wheel audio controls
- Steering wheel phone controls
- USB port
- Rearview camera
- Cruise control
- Automatic climate control
- Micron air filtration
- Rear heater floor ducts
- Remote keyless entry with panic feature

Convenience Features (cont'd)

- Power door locks
- Power windows with driver's auto up/down
- 12-volt power outlets (x2)
- Floor console box with armrest
- Instrument panel lower-center storage
- Front door panel storage pockets with bottle holder
- Rear seat center armrest with cupholders
- Retractable assist grips
- Rear cargo compartment
- Cargo tie-down hooks

Safety & Security

- Anti-lock Braking System (ABS) with Electronic Brakeforce Distribution (EBD) and Brake Assist
- Traction Control Logic (TCL)
- Active Stability Control (ASC)
- Hill Start Assist (HSA)
- Tire Pressure Monitoring System (TPMS)
- Side curtain airbags
- Front seat-mounted side airbags
- Driver's knee airbag
- Advanced dual-stage front airbags
- Adjustable front shoulder belts with pretensioner
- Three-point seatbelts and head restraints for all seating positions
- LATCH child-restraint system
- Child safety rear door locks
- Anti-theft alarm system
- Anti-theft engine immobilizer
- RISE body construction

Additional Equipment

Full Tank of Gas

INCLUDED

Accy Carpeted Floor Mats and Portfolio

\$135.00

MSRP\*: \$20,945.00

Total Additional Equipment: \$135.00

Subtotal: \$21,080.00

Destination/Handling: \$1,095.00


Total MSRP\*: \$22,175.00

\*MSRP (Manufacturer's Suggested Retail Price)

Visit us at [www.mitsubishicars.com](http://www.mitsubishicars.com)


EPA DOT

Fuel Economy and Environment



Gasoline Vehicle

Fuel Economy



25

combined city/hwy

23

city

29

highway

4.0 gallons per 100 miles

MPG

Small SUVs range from 18 to 120 MPG. The best vehicle rates 136 MPGe.

You spend \$750 more in fuel costs over 5 years compared to the average new vehicle.

Annual fuel cost \$1,550

Fuel Economy & Greenhouse Gas Rating (tailpipe only) 5




Smog Rating (tailpipe only) 5

This vehicle emits 354 grams CO<sub>2</sub> per mile. The best emits 0 grams per mile (tailpipe only). Producing and distributing fuel also create emissions; learn more at [fuelconomy.gov](http://fuelconomy.gov).


Actual results will vary for many reasons, including driving conditions and how you drive and maintain your vehicle. The average new vehicle gets 27 MPG and costs \$7,000 to fuel over 5 years. Cost estimates are based on 15,000 miles per year at \$2.55 per gallon. MPGe is miles per gasoline gallon equivalent. Vehicle emissions are a significant cause of climate change and smog.

[fuelconomy.gov](http://fuelconomy.gov)

Calculate personalized estimates and compare vehicles



Smartphone QR Code™



10-year 100,000-mile LIMITED POWERTRAIN WARRANTY

10<sup>YEAR</sup> /100,000<sup>MILE</sup> POWERTRAIN

5<sup>YEAR</sup> /60,000<sup>MILE</sup> BUMPER-TO-BUMPER

7<sup>YEAR</sup> /100,000<sup>MILE</sup> ANTI-CORROSION/PERFORATION

5<sup>YEAR</sup> /UNLIMITED<sup>MILE</sup> ROADSIDE ASSISTANCE

\*See participating Retailer for Limited Warranty and Roadside Assistance terms and conditions.

Parts Content Information

For vehicles in this carline:

U.S./Canadian Parts Content: 0%

Major Sources of Foreign Parts Content: JAPAN 97%

For this vehicle:

Final Assembly Point: KURASHIKI, JAPAN

Country of Origin: JAPAN

Engine: JAPAN

Transmission: JAPAN

Note: Parts content does not include final assembly, distribution, or other non-parts costs.

GOVERNMENT 5-STAR SAFETY RATINGS

Overall Vehicle Score ★★★★★

Based on the combined ratings of frontal, side and rollover. Should ONLY be compared to other vehicles of similar size and weight.

Frontal Crash

Driver Passenger

★★★★★

Based on the risk of injury in a frontal impact. Should ONLY be compared to other vehicles of similar size and weight.

Side Crash

Front seat Rear seat

★★★★★

Based on the risk of injury in a side impact.

Rollover

★★★★★

Based on the risk of rollover in a single-vehicle crash.

Star ratings range from 1 to 5 stars (★★★★★) with 5 being the highest. Source: National Highway Traffic Safety Administration (NHTSA). [www.safercar.gov](http://www.safercar.gov) or 1-888-327-4236

Cumulative Accessory Weight is 5.3 lbs

Method of Transport: TRUCK

VIN : JA4AP3AU9KU036164

Plant/Port of Entry: BALTIMORE, MD

Route Code : TBR

Gasoline, license and title fees, applicable federal, state and local taxes and dealer and distributor installed options and accessories are not included in the manufacturer's suggested retail price. This label has been applied to this vehicle pursuant to federal law and cannot be moved or altered prior to delivery to the ultimate purchaser.

Cumulative Accessory Weight is 5.3 lbs