



Go Further

ford.com

VEHICLE DESCRIPTION

FG

B45035



2015 4DR EXPLORER SPORT 4WD

112.6" WHEELBASE

3.5L V6 ECOBOOST ENGINE

6-SPEED AUTO TRANSMISSION

EXTERIOR

RUBY RED METALLIC TC

INTERIOR

CHAR BLACK PERF LEATHER


STANDARD EQUIPMENT INCLUDED AT NO EXTRA CHARGE			
EXTERIOR <ul style="list-style-type: none">• 20" MACHINED ALUMINUM WHEELS• P255/50R20 A/S BSW TIRES• AUTO PROJ BEAM HEADLAMPS• LED TAILLAMPS• FOG LAMPS• MIRRORS-MAN FOLD DUAL PWR HEATED WITH APPROACH LAMP• SECURICODE KEYLESS ENTRY• DOOR HANDLES - BODY COLOR• PRIVACY GLASS 2ND/3RD ROW• ROOF RACK SIDE RAILS• REAR SPOILER, BODY COLOR• LWR BODYSIDE CLADDING-BLK• EXHAUST TIPS - CHROME	INTERIOR <ul style="list-style-type: none">• LEATHER TRIMMED SEATS W/ 10 WAY HTD DR/6 WAY HTD P• 2ND ROW 60/40 FOLD FLAT• POWERFOLD 3RD ROW SEAT• 3RD ROW - 50/50 FOLD FLAT• DUAL-ZONE ELECTRONIC AUTO CLIMATE CONTROL• PARTICULATE AIR FILTER• LEATHER WRAPPED STR WHEEL W/CRUISE AND AUDIO CONTRO• TILT/TELESCOPE STR COLUMN• 1TOUCH UP/DOWN DR/PASS WIN• DUAL ILLUM VANITY MIRRORS• AUTO DIM REARVIEW MIRROR• SCUFF PLATES - ILLUMINATED	FUNCTIONAL <ul style="list-style-type: none">• SYNC W/ MYFORD TOUCH• SYNC SERVICES• SIRIUS SAT SVC N/A AK&HI• SPORT-TUNED SUSPENSION• SONY AUDIO SYSTEM• 390 WATT/ 12 SPEAKERS• 6-SPEED SST W/PADDLE SHIFT• REAR VIEW CAMERA• REVERSE SENSING SYSTEM• TERRAIN MANAGEMENT SYSTEM• HILL DESCENT/OFF-ROAD MODE• HILL START ASSIST• TRAILER TOW PKG• TRAILER SWAY CONTROL• POWER STEERING W/EPAS	SAFETY/SECURITY <ul style="list-style-type: none">• LATCH CHILD SAFETY SYSTEM• AIRBAGS - DUAL STAGE FRONT• AIRBAGS - FRONT SEAT MOUNTED SIDE IMPACT• FRONT PASS. KNEE AIRBAG• AIRBAGS - SAFETY CANOPY• SOS POST CRASH ALERT SYS• PERIMETER ALARM• TIRE PRESSURE MONITOR SYS• ADVANCETRAC WITH RSC WARRANTY <ul style="list-style-type: none">• 3YR/36,000 BUMPER / BUMPER• 5YR/60,000 POWERTRAIN• 5YR/60,000 ROADSIDE ASSIST

INCLUDED ON THIS VEHICLE	(MSRP)	PRICE INFORMATION	(MSRP)
EQUIPMENT GROUP 401A <ul style="list-style-type: none">•VOICE ACTIVATED NAVIGATION•BLIS/REAR INFLAT BELT PACKAGE•BLIND SPOT MONITORING SYS•2ND ROW OUTBOARD INFLAT BLTS•POWER LIFTGATE•PWR TILT/TELE STEERING WHEEL•HEATED STEERING WHEEL•INTEL ACCESS PUSH BUTTON STAR•REMOTE START•AMBIENT LIGHTING•UNIVERSAL GARAGE DOOR OPENER•MEMORY:DR SEAT,MIRRORS,PEDALS•110V POWER OUTLET	4,300.00	BASE PRICE TOTAL OPTIONS	\$43,100.00 6,515.00
OPTIONAL EQUIPMENT 2015 MODEL YEAR RUBY RED METALLIC TC FRONT LICENSE PLATE BRACKET FLOOR MATS, ALL WEATHER CALIFORNIA EMISSIONS SYSTEM DUAL-PANEL MOONROOF RR BMPR PRTR *DLR INSTLD ACCY WHL LOCK KIT *DLR INSTLD ACCY SELECT SHIFT TRANSMISSION	395.00 NO CHARGE 75.00 NO CHARGE 1,595.00 75.00 75.00	TOTAL VEHICLE & OPTIONS DESTINATION & DELIVERY	49,615.00 895.00


	RAMP ONE		TOTAL MSRP	\$50,510.00
	CU41		This label is affixed pursuant to the Federal Automobile Information Disclosure Act. Gasoline, License, and Title Fees, State and Local taxes are not included. Dealer installed options or accessories are not included unless listed above.	
	RAMP TWO	FINAL ASSEMBLY PLANT		
		CHICAGO		
	METHOD OF TRANSP.	ITEM #: 11-A317 O/T 2		
	CONVOY	EL261 N RB 2X 525 005306 11 26 14		

EPA DOT

Fuel Economy and Environment



Gasoline Vehicle



Fuel Economy

18

combined city/hwy

16

city

22

highway

5.6

gallons per 100 miles

You spend

\$3,500

more in fuel costs over 5 years compared to the average new vehicle.

Annual fuel cost

\$2,900

Fuel Economy & Greenhouse Gas Rating (tailpipe only)

Smog Rating (tailpipe only)

1

4

10

Best

1

5




10

Best


This vehicle emits 494 grams CO₂ per mile. The best emits 0 grams per mile (tailpipe only). Producing and distributing fuel also create emissions; learn more at fueleconomy.gov.

fueleconomy.gov

Calculate personalized estimates and compare vehicles



Smartphone QR Code™



GOVERNMENT 5-STAR SAFETY RATINGS

Overall Vehicle Score

★★★★★

Based on the combined ratings of frontal, side and rollover. Should ONLY be compared to other vehicles of similar size and weight.

Frontal Crash

Driver Passenger

★★★★★

Based on the risk of injury in a frontal impact. Should ONLY be compared to other vehicles of similar size and weight.

Side Crash

Front seat Rear seat

★★★★★

Based on the risk of injury in a side impact.

Rollover

★★★★

Based on the risk of rollover in a single-vehicle crash.


Star ratings range from 1 to 5 stars (★★★★★), with 5 being the highest.

Source: National Highway Traffic Safety Administration (NHTSA).

www.safercar.gov or 1-888-327-4236



1FM5K8GT4FGB45035



Extended Service Plan



FORD CREDIT

Choose the vehicle you want. Whether you decide to lease or finance, you'll find the choices that are right for you. See your Ford Dealer for details or visit www.FordCredit.com.

1201412060142