

Go Further

ford.com

VEHICLE DESCRIPTION

F-150

2014 F-150 4X4 SUPERCREW
145" WHEELBASE
3.5L ECOBOOST V6 ENGINE
ELEC 6-SPEED AUTO W/TOW MOD

EXTERIOR
SUNSET METALLIC
INTERIOR
BLACK LTHR TRIMMED BUCKET S

EK F88102


STANDARD EQUIPMENT INCLUDED AT NO EXTRA CHARGE			
EXTERIOR	INTERIOR	FUNCTIONAL	SAFETY/SECURITY
• DOOR HANDLES - BODY COLOR	• 1TOUCH UP/DOWN DR/PASS WIN	• 4-WHEEL DISC BRAKES W/ABS	• ADVANCETRAC WITH RSC
• FOG LAMPS	• 4.2" LCD CLUSTER SCREEN	• 12V AUXILIARY POWER POINT	• AIRBAGS - FRONT SEAT
• LOCKING REMOVABLE TAILGATE	• AUTO DIM REARVIEW MIRROR	• 110V OUTLET	• MOUNTED SIDE IMPACT
• RUNNING BOARDS	• AUXILIARY AUDIO INPUT JACK	• EASYFUEL CAPLESS FILLER	• AIRBAGS - SAFETY CANOPY
• SPARE TIRE & WHEEL LOCK	• BLACK CARPET W/RUBBER MATS	• ELEC LOCK DIFF RR AXLE	• MYKEY
• TOW HOOKS	• CRUISE CONTROL	• ELECT 4X4 SHIFT-ON-FLY	• PERIMETER ALARM
• WHEEL LIP MOLDINGS	• LEATHER WRAPPED STR WHEEL	• HILL DESCENT/OFF-ROAD MODE	• SECURICODE KEYLESS KEYPAD
	• SIRIUS SAT SVC N/A AK&HI	• HILL START ASSIST	• SECURILOCK PASS ANTI THEFT
	• TILT/TELESCOPE STR COLUMN	• POWER WINDOWS/LOCKS	• SOS POST CRASH ALERT SYS
		• PWR RACK AND PINION STEER	• TIRE PRESSURE MONITOR SYS
		• SELECTSHIFT TRANSMISSION	
		• SKID PLATES	WARRANTY
		• TRAILER SWAY CONTROL	• 3YR/36K MILE WARRANTY
		• TRAILER TOW PKG	• 5YR/60,000 POWERTRAIN
			• 5YR/60,000 ROADSIDE ASSIST

INCLUDED ON THIS VEHICLE	(MSRP)	PRICE INFORMATION	(MSRP)
EQUIPMENT GROUP 402A	5,420.00	BASE PRICE	\$43,075.00
•FX4 SERIES		TOTAL OPTIONS	8,580.00
•FX LUXURY PACKAGE			
•HEAT/COOLED FRONT SEATS			
•PWR DRIVER & PASSENGER SEAT		TOTAL VEHICLE & OPTIONS	51,655.00
•HID HEADLAMPS		DESTINATION & DELIVERY	1,195.00
•POWER ADJUSTABLE PEDALS			
•REVERSE SENSING SYSTEM		TOTAL BEFORE DISCOUNTS	52,850.00
•POWER SLIDING REAR WINDOW		402A EQUIPMENT GROUP DI	- 1,000.00
•REMOTE START		MOONROOF & NAVIGATION D	- 500.00
•UNIVERSAL GARAGE DOOR OPENER			
•ELECTRONIC AUTO TEMP CONTROL		TOTAL SAVINGS	- 1,500.00
•REAR VIEW CAMERA			
•INTEGRATED TRAILER BRAKE CONT			
•SONY SINGLE-CD W/HD RADIO			
OPTIONAL EQUIPMENT			
.SELECT SHIFT TRANSMISSION			
.18" CAST ALUM WHEELS			
3.5L ECOBOOST V6 ENGINE	1,095.00		
LT275/65R18 OWL ALL-TERRAIN	275.00		
3.55 ELECTRONIC LOCK RR AXLE	NO CHARGE		
7200# GVWR PACKAGE			
36 GALLON FUEL TANK			
POWER MOONROOF	995.00		
NAVIGATION	795.00		

	RAMP ONE		TOTAL MSRP \$51,350.00
	CA14		
	RAMP TWO	FINAL ASSEMBLY PLANT	This label is affixed pursuant to the Federal Automobile Information Disclosure Act. Gasoline, License, and Title Fees, State and Local taxes are not included. Dealer installed options or accessories are not included unless listed above.
		KANSAS CITY	
	METHOD OF TRANSP.	ITEM #: 24-S800 O/T 2	
	CONVOY	EK032 N RB 2X 430 000675 10 03 14	


EPA
DOT

Fuel Economy and Environment



Gasoline Vehicle

Fuel Economy



17MPG

combined city/hwy

15city

21highway

5.9gallons per 100 miles

Standard Pickup Trucks range from 13 to 21 MPG. The best vehicle rates 119 MPGe.

You spend

\$4,000

more in fuel costs over 5 years compared to the average new vehicle.

Annual fuel cost

\$3,100

Fuel Economy & Greenhouse Gas Rating (tailpipe only)

Smog Rating (tailpipe only)

1310Best




1510Best

This vehicle emits 512 grams CO₂ per mile. The best emits 0 grams per mile (tailpipe only). Producing and distributing fuel also create emissions; learn more at fueleconomy.gov.


Actual results will vary for many reasons, including driving conditions and how you drive and maintain your vehicle. The average new vehicle gets 23 MPG and costs \$11,500 to fuel over 5 years. Cost estimates are based on 15,000 miles per year at \$3.50 per gallon. MPGe is miles per gasoline gallon equivalent. Vehicle emissions are a significant cause of climate change and smog.

fueleconomy.gov

Calculate personalized estimates and compare vehicles



Smartphone QR Code™



GOVERNMENT 5-STAR SAFETY RATINGS

Overall Vehicle Score

★★★★

Based on the combined ratings of frontal, side and rollover. Should ONLY be compared to other vehicles of similar size and weight.

Frontal Crash

Driver Passenger

★★★★★

Based on the risk of injury in a frontal impact. Should ONLY be compared to other vehicles of similar size and weight.

Side Crash

Front seat Rear seat

★★★★★


Based on the risk of injury in a side impact.

Rollover


★★★★

Based on the risk of rollover in a single-vehicle crash.

Star ratings range from 1 to 5 stars (★★★★★), with 5 being the highest. Source: National Highway Traffic Safety Administration (NHTSA). www.safercar.gov or 1-888-327-4236




1FTFW1ET1EKF88102




Scan this code to experience this vehicle or text 1FEKF88102 to 48028 or Visit ford.com/windowsticker

Standard messaging & data plan rates may apply.



Extended Service Plan

Ford ESP is the only extended service plan honored at every Ford dealership in the U.S. and Canada. See your dealer for additional details or visit www.FordOwner.com for more information.



FORD CREDIT

Choose the vehicle you want. Whether you decide to lease or finance, you'll find the choices that are right for you. See your Ford Dealer for details or visit www.FordCredit.com.