



DESC.: **HIGHLANDER** SE - V6 FWD
VIN: **5TDKZRFH7JS541593**
YR/MDL: 2018/6950A
CLR: PREDAWN GRAY MICA /LG21 (01H1/21)
FINAL ASSEMBLY POINT: PRINCETON, INDIANA, U.S.A.

GOVERNMENT 5-STAR SAFETY RATINGS

Overall Vehicle Score ★★★★★

Based on the combined ratings of frontal, side and rollover.
Should ONLY be compared to other vehicles of similar size and weight.

Frontal Crash Driver Passenger ★★★★★

Based on the risk of injury in a frontal impact.
Should ONLY be compared to other vehicles of similar size and weight.

Side Crash Front seat Rear seat ★★★★★

Based on the risk of injury in a side impact.

Rollover ★★★★★

Based on the risk of rollover in a single-vehicle crash.

Star ratings range from 1 to 5 stars (★★★★★) with 5 being the highest.
Source: National Highway Traffic Safety Administration (NHTSA)
www.safercar.gov or 1-888-327-4236

STANDARD EQUIPMENT

- MECHANICAL & PERFORMANCE**
- 3.5L DOHC V6 D-4S Engine with Dual VVT-i
 - Direct Shift - 8AT (8 Speed Automatic)
 - 5,000-lb Tow Capacity
 - Power Assisted 4-Wheel Disc Brakes
 - 19" Alloys w/P245/55R19 Tires;Temp Spare
 - Stop and Start Engine System (S&S)
 - Hill-Start Assist Control

SAFETY & CONVENIENCE

- Toyota Safety Sense P (TSS-P); includes Pre-Collision System with Pedestrian Detection (PCS w/PD), Lane Departure Alert with Steering Assist (LDA w/SA), Auto High Beams (AHB) and Dynamic Radar Cruise Control (DRCC)
- Star Safety System (TM)
- 8 Airbags: Dr & Fr Pgr Adv Airbag Sys,Dr & Fr Pgr Seat-Mounted Side, Dr Knee, Pgr Seat-Cushion & 3-Rw Side Curtain Airbags
- Blind Spot Monitor w/Rr Cross Trfc Alert
- Smart Key; Alarm & Engine Immobilizer
- LATCH-Lwr Anchor & Tether for CHildren

EXTERIOR

- Dark Acct'd Auto On/Off HdLghts;FogLghts
- Projector-Beam Halogen Dark-Black Accent Headlights w/LED DRL
- Adj Power Liftgate w/Flip-Up Rear Window
- Power Tilt/Slide Moonroof with Sunshade

INTERIOR

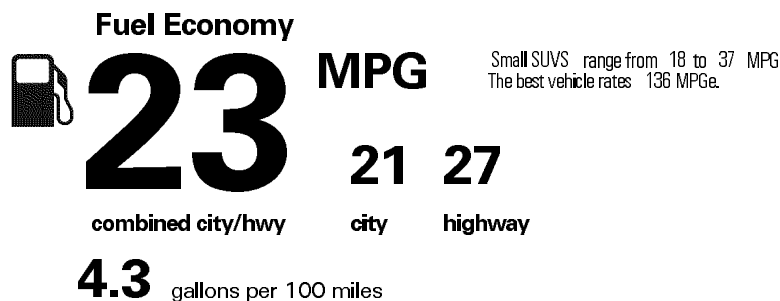
- Seating for 7; Lthr Htd Fr Seats, 12-way Pwr Dr w/Lumbar, 4-way Pmgr, Captain 2nd Rw, 3rd Rw 60/40 Split Fold-Flat Seats
- Integrated 2nd Row Side-Window Sunshades
- Backup Camera with 8" display
- Entune Prem w/8" Touch-Screen;Nav,AM/FM CD/MP3/USB/AUX,HD,& SXM All Access 3-mo Trial, Bluetooth Phone/Music, App Suite
- 4.2" Color Nav-linked Multi-Info Display
- 5 Total USB ports: 3 Front, 2 Second Row
- ***Full Tank of Gas***

MANUFACTURER'S SUGGESTED RETAIL PRICE \$40,090.00

OPTIONAL EQUIPMENT

FE	50 State Emissions	
SE	SE Package	
	All Content Included as Standard Equipment	
2T.	All Weather Floor Liner/Cargo Liner	249.00
3Y.	Rear Bumper Protector	139.00
3Z.	First Aid Kit	30.00
5A.	Cargo Cover (Retractable)	179.00
GN.	Cargo Net	49.00

EPA DOT Fuel Economy and Environment




Gasoline Vehicle

You spend **\$ 1,000** more in fuel costs over 5 years compared to the average new vehicle.

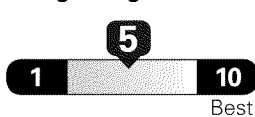
Annual fuel **Cost**
\$ 1,550

Fuel Economy & Greenhouse Gas Rating (tailpipe only)



This vehicle emits 384 grams CO2 per mile. The best emits 0 grams per mile (tailpipe only). Producing and distributing fuel also create emissions; learn more at fueleconomy.gov.

Smog Rating (tailpipe only)



Actual results will vary for many reasons, including driving conditions and how you drive and maintain your vehicle. The average new vehicle gets 27 MPG and costs \$6,750 to fuel over 5 years. Cost estimates are based on 15,000 miles per year at \$2.40 per gallon. MPGe is miles per gasoline gallon equivalent. Vehicle emissions are a significant cause of climate change and smog.

fueleconomy.gov
Calculate personalized estimates and compare vehicles



Smartphone QR Code



TOTAL \$41,731.00

The New Vehicle Limited Warranty provides 3-year/36,000 mile basic coverage, 5-year/60,000 mile powertrain coverage, plus 5-year/unlimited mile corrosion perforation coverage. See Warranty and Maintenance Guide for details. An extended service contract may be available for the vehicle. Ask dealer for details. Manufacturer's suggested retail price includes manufacturer's recommended pre-delivery service. Gasoline, license and title fees, applicable federal, state and local taxes and dealer and distributor installed options and accessories are not included in the manufacturer's suggested retail price.

ToyotaCare, which covers normal factory scheduled maintenance for two years or 25,000 miles, whichever occurs first, is included as part of the sales price of the vehicle for qualifying buyers. See participating dealer for eligibility and coverage details.

DELIVERY, PROCESSING AND HANDLING FEE 995.00

Delivered by Truck to: 04819
TEMECULA VALLEY TOYOTA
26631 YNEZ ROAD
TEMECULA CA92591

