



**2015 LANCER EVOLUTION FE  
4-DOOR SEDAN  
DIAMOND WHITE / BLACK FABRIC**

2.0L DOHC I4 MIVEC TURBO  
5-SPEED O/D MANUAL TRANSMISSION  
50-STATE EMISSIONS STANDARD

**Mechanical Features**

- 2.0L TURBO MIVEC DOHC 16-valve Inline 4-Cylinder
- Rack-and-pinion, Hydraulic assist power steering
- Front MacPherson inverted strut and Rear Multi-link type suspension with stabilizer bars and forged control arms (except rear lower arms)
- Eibach® springs and Bilstein® shock absorbers
- Super-All Wheel Control (S-AWC)
- Front Helical Limited Slip Differential
- Active Center Differential
- Active Yaw Control
- Center console mounted AWC switch (Tarmac / Gravel / Snow)

**Exterior Features**

- Bi-xenon High Intensity Discharge (HID) headlights with leveling control
- Fog lights
- High mount rear stop light
- Rear combination taillights
- Black painted aluminum roof panel
- Aluminum front fenders with air outlets
- Aluminum hood with heat extractor vents
- Large rear spoiler
- Large side airdam
- Color-keyed outer door handles
- Color-keyed power side-view mirrors w/ turn indicators
- Heated side-view mirrors
- Front grille with black mesh
- Dark chrome front grille trim
- Gloss black center bumper and hood vents
- Dual exhaust finishers
- Short pole antenna
- Rain-sensing windshield wipers
- 18x8.5" Enkei® dark chrome finished alloy wheels
- 245/40 R18 93Y Yokohama® ADVAN® high-performance tires
- Space saver temporary spare tire
- Final Edition badge

**Interior Features**

- Color LCD Multi-Information Display
- High-contrast speedometer/ tachometer gauge cluster
- Front map lights
- Trunk light
- Center dome light (n/a w/ sunroof)
- 6-way adjustable driver seat
- 4-way adjustable front passenger seat
- Height adjustable rear seat headrests
- Automatic climate control
- Micron air filtration
- Rear heater floor ducts
- Chrome A/C outlet knobs
- Tilt steering wheel
- Leather-wrapped shift knob and sport steering wheel with silver accent
- Leather wrapped parking brake handle
- Aluminum sport pedals
- Gloss Black I/P and front door accents

**Interior Features (cont'd)**

- Soft-touch front door trim
- Center console armrest leatherette inserts
- Chrome-plated inner door handle
- Carpeted floor mats
- Serial number plaque
- Black headliner, pillars, sun visors, and assist handles
- Red accent stitching for front seats, steering wheel, shift knob, console lid, floor mats, and park brake handle.

**Convenience Features**

- 6.1" Touch panel display audio system
- 140-watt AM/FM/CD/MP3 audio system with 6 speakers
- SiriusXM® satellite radio with 3-month subscription
- Digital HD Radio®
- FUSE Hands-free Link System® with Bluetooth® technology, and USB port
- FAST-Key passive entry system with panic alarm
- Steering wheel mounted cruise control and audio controls
- Power windows with driver's side auto up/down
- Power door locks
- 12-volt accessory outlet
- Floor center console box with armrest lid
- Front cup holders
- Door trim pocket with bottle holder
- Rear center armrest with cup holders

**Safety & Security**

- Sport Anti-lock Braking System with Electronic Brakeforce Distribution
- BREMBO® high performance braking system
- 2-Piece front rotors
- Active Stability Control
- Traction Control Logic
- Tire Pressure Monitoring System
- Side curtain airbags
- Front seat-mounted side airbags
- Driver's side knee airbag
- Advanced dual-stage front airbags
- Three-point seatbelts and head restraints
- Height-adjustable front shoulder belts with pretensioner
- LATCH child-restraint system
- Child safety rear door locks
- Anti-theft security alarm system
- Anti-theft engine immobilizer
- Trunk entrapment release handle

**Optional Equipment**

FULL TANK OF GAS	INCLUDED
LED ILLUMINATION PACKAGE	\$335.00
▪ FLOOR ILLUMINATION (BLUE LED)	
▪ INTERIOR LIGHTS	
ACCY WHEEL LOCKS	\$55.00

MSRP*:	\$37,995.00
Total Optional Equipment:	\$390.00
Subtotal:	\$38,385.00
Destination/Handling:	\$810.00
Total MSRP*:	\$39,195.00

\*MSRP (Manufacturer's Suggested Retail Price)

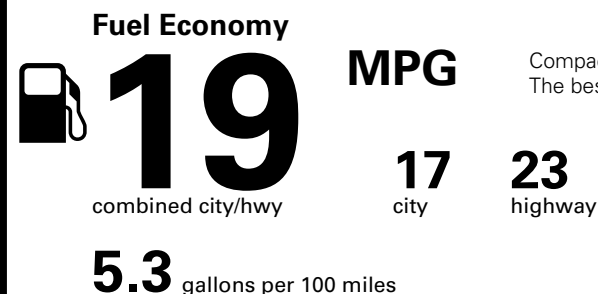
Visit us at [www.mitsubishicars.com](http://www.mitsubishicars.com)



**Fuel Economy and Environment**



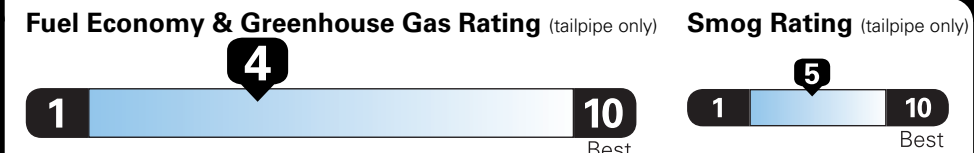
Gasoline Vehicle



Compact Cars range from 14 to 116 MPG. The best vehicle rates 119 MPGe.

**You spend \$4,000 more in fuel costs over 5 years** compared to the average new vehicle.

**Annual fuel COST**  
**\$3,000**




This vehicle emits 464 grams CO<sub>2</sub> per mile. The best emits 0 grams per mile (tailpipe only). Producing and distributing fuel also create emissions; learn more at [fuelconomy.gov](http://fuelconomy.gov).

Actual results will vary for many reasons, including driving conditions and how you drive and maintain your vehicle. The average new vehicle gets 24 MPG and costs \$11,000 to fuel over 5 years. Cost estimates are based on 15,000 miles per year at \$3.80 per gallon. MPGe is miles per gasoline gallon equivalent. Vehicle emissions are a significant cause of climate change and smog.

**fuelconomy.gov**

Calculate personalized estimates and compare vehicles



**5-year 60,000-mile LIMITED POWERTRAIN WARRANTY**

**5 YEAR /60,000 MILE POWERTRAIN** **7 YEAR /100,000 MILE ANTI-CORROSION/PERFORATION**

**3 YEAR /36,000 MILE BUMPER-TO-BUMPER** **5 YEAR /UNLIMITED MILE ROADSIDE ASSISTANCE**

\*See participating Retailer for Limited Warranty and Roadside Assistance terms and conditions.

**GOVERNMENT 5-STAR SAFETY RATINGS**

This vehicle has not been rated by the government for overall vehicle score, frontal crash, side crash, or rollover risk.

Source: National Highway Traffic Safety Administration (NHTSA).  
[www.safercar.gov](http://www.safercar.gov) or 1-888-327-4236

**Parts Content Information**

For vehicles in this carline:  
U.S./Canadian Major Sources of Parts Content: Foreign Parts Content:  
**0%** **JAPAN 93%**

For this vehicle:  
Final Assembly Point: **KURASHIKI, JAPAN**

Country of Origin:  
Engine: **JAPAN** Transmission: **JAPAN**

Note: Parts content does not include final assembly, distribution, or other non-parts costs.



**Cumulative Accessory Weight is 7.1 lbs** Method of Transport: TRUCK Plant/Port of Entry: TACOMA, WA VIN : JA32W7FV4FU028709 Route Code : TSE

Gasoline, license and title fees, applicable federal, state and local taxes and dealer and distributor installed options and accessories are not included in the manufacturer's suggested retail price. This label has been applied to this vehicle pursuant to federal law and cannot be moved or altered prior to delivery to the ultimate purchaser.

Cumulative Accessory Weight is 7.1 lbs