

2022OT45KCVT5-E97--P6214L



**2022 OUTLANDER SE 2WD
4-DOOR SUV
RED DIAMOND / BLACK**

2.5L DOHC 4-CYLINDER DIRECT-INJECTION
CONTINUOUSLY VARIABLE TRANSMISSION
50-STATE EMISSIONS STANDARD

Mechanical Features

- 2.5L DOHC 4-cylinder Direct-Injection
- 8-Speed Continuously Variable Transmission (CVT)
- Shift by wire
- Paddle shifters

Exterior Features

- LED low and high beam headlights
- LED fog lights
- LED daytime running lights
- Automatic headlights
- Body-colored front and rear bumpers
- Silver front and rear bumper lower trim
- Body-colored side mirrors w/ LED turn indicators
- Heated side mirrors
- Front variable intermittent wipers w/integrated washers
- Front rain-sensing wipers
- Rear window defroster with timer
- Capless fuel filler
- Body-colored rear spoiler with LED high-mount stop light
- SE badge
- 20-inch two-tone alloy wheels
- P255/45 R20 all-season tires
- Tire repair kit

Interior Features

- Leather-wrapped steering wheel
- Leather-wrapped shift knob
- Gloss black shift panel
- Synthetic leather door insert
- 8-way power adjustable driver seat
- Heated front seats
- Synthetic leather suede seating surfaces
- 40:20:40 split type 2nd row seat with folding function
- 7 Passenger seating

Convenience Features

- 9.0" Navigation system with Smartphone-link Display Audio (SDA)
- Wireless Apple CarPlay®
- Google Android™ Auto
- XM All Access and XM Traffic & Travel Link with 90-day subscription
- 7.0" Multi-information display
- HD Radio®
- 6 speakers
- Smartphone wireless charger
- Bluetooth® wireless technology
- Steering wheel audio and phone controls
- Steering wheel voice recognition control
- Rear 1x USB-C and 1x USB-A
- Front 1x USB-C and 1x USB-A
- Multi-view camera system
- Drive mode selector (Tarmac, Gravel, Snow, Normal, Eco)
- Dual-zone automatic climate control
- FAST-Key entry system w/ push button start

Convenience Features (cont'd)

- Rear seat center armrest with cupholders
- Safety & Security**
- Anti-lock Braking System (ABS) with Electronic Brakeforce Distribution (EBD) and brake assist
 - Electronic parking brake with auto hold
 - Active Stability Control (ASC)
 - Hill Start Assist (HSA)
 - Trailer Stability Assist (TSA)
 - Tire Pressure Monitoring System (TPMS) with tire fill notification
 - Automatic High Beam (AHB)
 - Forward Collision Mitigation (FCM) with pedestrian detection
 - Driver Attention Alert (DAA)
 - MI-PILOT Assist w/ Navi-link
 - Adaptive Cruise Control (ACC) with Stop & Go Lane Keep Assist (LKA)
 - Lane Departure Prevention (LDP)
 - Traffic Sign Recognition (TSR)
 - Blind Spot Warning (BSW) w/ Lane Change Assist (LCA)
 - Rear Cross Traffic Alert (RCTA)
 - Rear Automatic Emergency Braking (Rear AEB)
 - Lane Departure Warning (LDW)
 - Front parking sensors
 - Rear parking sensors
 - Advanced dual-stage front airbags
 - Driver and passenger SRS knee airbags
 - Side curtain SRS airbags
 - Rear outer-board seat-mounted SRS side airbags
 - Front seat-mounted SRS Center airbag
 - Adjustable front seat shoulder belt anchors
 - Three-point seatbelts with pretensioner for driver, passenger, outer sides of 2nd row seat
 - LATCH (Lower Anchors and Tethers for Children) for 2nd row
 - Seatbelt reminder for all seating positions
 - Child safety rear door locks
 - Anti-theft alarm system
 - Anti-theft engine immobilizer
 - Rear seat alert

Additional Equipment

- Red Diamond Paint **\$595.00**
- Full Tank of Gas **INCLUDED**
- Mitsubishi Connect Subscriptions **INCLUDED**
 - 24-month trial from the date of vehicle delivery (mobile app enrollment required)
 - Safeguard Services
 - Remote Services
- Accy Tonneau Cover **\$195.00**
- Hood Badge, Black **\$110.00**
 - Black hood badge
- Welcome Package **\$160.00**
 - Carpeted floor mats and portfolio
 - Touch Up Paint Pen
 - Center Console Tray Mat
- Black Chrome Lug Nuts & Wheel Locks **\$225.00**
 - Black lug nuts & wheel locks

Total Additional Equipment: **MSRP*: \$30,045.00**
\$1,285.00
Subtotal: **\$31,330.00**
Destination/Handling: **\$1,345.00**
Total MSRP*: **\$32,675.00**
*MSRP (Manufacturer's Suggested Retail Price)

EPA DOT Fuel Economy and Environment



Fuel Economy

27 MPG
 combined city/hwy
24 city
31 highway

Small SUVs range from 16 to 125 MPG.
 The best vehicle rates 142 MPG.

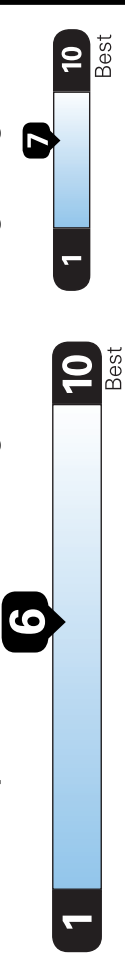
You save \$0
 in fuel costs
 over 5 years
 compared to the
 average new vehicle.

3.7 gallons per 100 miles

Annual fuel cost

\$1,300

Fuel Economy & Greenhouse Gas Rating (tailpipe only)



This vehicle emits 328 grams CO₂ per mile. The best emits 0 grams per mile (tailpipe only). Producing and distributing fuel also create emissions; learn more at fueleconomy.gov.

Actual results will vary for many reasons, including driving conditions and how you drive and maintain your vehicle. The average new vehicle gets 27 MPG and costs \$6500 to fuel over 5 years. Cost estimates are based on 15000 miles per year at \$2.35 per gallon. MPGe is miles per gasoline gallon equivalent. Vehicle emissions are a significant cause of climate change and smog.

fueleconomy.gov

Calculate personalized estimates and compare vehicles



10-year

100,000-mile
 LIMITED POWERTRAIN WARRANTY

10 YEAR / **100,000** MILE
 POWERTRAIN

5 YEAR / **60,000** MILE
 BUMPER-TO-BUMPER

7 YEAR / **100,000** MILE
 ANTI-CORROSION/PERFORATION
5 YEAR / **UNLIMITED** MILE
 ROADSIDE ASSISTANCE

*See participating Retailer for Limited Warranty and Roadside Assistance terms and conditions.

Parts Content Information

For vehicles in this carline:
 U.S./Canadian Major Sources of Parts Content: Foreign Parts Content: **JAPAN 93%**


For this vehicle:
 Final Assembly Point: **OKAZAKI, JAPAN**
 Country of Origin: **JAPAN**
 Engine: **JAPAN**
 Transmission: **JAPAN**

Note: Parts content does not include final assembly, distribution, or other non-parts costs.


GOVERNMENT 5-STAR SAFETY RATINGS

This vehicle has not been rated by the government for overall vehicle score, frontal crash, side crash, or rollover risk.

Source: National Highway Traffic Safety Administration (NHTSA).
www.safercar.gov or 1-888-327-4236



MITSUBISHI MOTORS



VIN : **JA4J3UA81NZ088870**
 Route Code : **TMP**

Method of Transport: **TRUCK**
 Plant/Port of Entry: **HUENEME, CA**

Cumulative Accessory Weight is 12.3 lbs

Gasoline, license and title fees, applicable federal, state and local taxes and dealer and distributor installed options and accessories are not included in the manufacturer's suggested retail price. This label has been applied to this vehicle pursuant to federal law and cannot be moved or altered prior to delivery to the ultimate purchaser.

Visit us at www.mitsubishicars.com

Cumulative Accessory Weight is 12.3 lbs

IMPORTANT NOTICE: The vehicle described above is a used vehicle. This Original Window Sticker was created by a third party vendor based on information set forth in the original new vehicle Monroney sticker. Dealer makes no representations or warranties, express or implied, as to the accuracy or reliability of the information in this window sticker, and is not responsible for any errors or omissions or missing, damaged, removed or third-party installed equipment/options. For current vehicle features and price, please review the Enterprise Car Sales website, the Used Car Buyer's Guide and/or discuss with your Enterprise Car Sales dealership.