



DESCRIPTION **2017 / 9420A RX 350 5-DR SUV**  
COLOR **MATADOR RED MICA**  
VIN **2T2ZZMCA9HC049185**  
FINAL ASSEMBLY POINT **CAMBRIDGE, ONTARIO, CANADA**

Delivered by Truck to:  
N. PARK LEXUS/SAN ANTONIO  
611 LOCKHILL-SELMA  
SAN ANTONIO TX78216

STANDARD EQUIPMENT & INSTALLED OPTIONS

STANDARD FEATURES

- \* 3.5 Liter 295HP Four Cam 24-Valve V6 Engine
- \* with Variable Valve Timing (VVT-iW)
- \* 8-Speed Automatic Transmission
- \* Drive Mode Select
- \* 18" Aluminum Alloy Wheels
- \* Tire-Specific Pressure Monitoring System
- \* 10 Airbags: Driver & Front Passenger: Front, Knee & Side (6), Rear Side (2), Side Curtain (2)
- \* Lexus Safety System+; Pre-Collision System with Ped Detection; All-Speed Dynamic Radar Cruise Control; Intelligent High Beam Headlamps; Lane Departure Alert w/Steering Assist & Lane Keep Assist
- \* Anti-Lock Braking System (ABS) with Electronic Brakeforce Distribution (EBD) & Brake Assist
- \* Automatic On/Off Bi-LED Headlamps/Integrated LED Fog Lamps, Tail Lamps, Daytime Running Lights, & Auto On/Off Bi-LED Headlamps
- \* LED Clearance Lamps and Illuminated Door Handles
- \* Vehicle Theft-Deterrent Sys w/Engine Immobilizer
- \* Lexus Enform Safety Connect, Service Connect, Remote, (includes 1-year subscription)
- \* Lexus 9-speaker Premium Display Audio System,

- \* HD Radio w/ iTunes tagging, Dual USB iPod/MP3
- \* SiriusXM Satellite Radio (3-month All Access trial subscription)
- \* Scout GPS Link
- \* Backup Camera
- \* Auto Dual Zone Climate Control Sys w/Rear Vents
- \* 10-Way Power NuLuxe-trimmed Front Seats
- \* Power Tilt-and-Telescopic Steering Column
- \* Reclining/Sliding 40/20/40 Split Rear Seat
- \* Power Back Door
- \* Rear View Mirror - Auto Dimming, Homelink Garage Door Opener with Compass
- \* SmartAccess with push-button Start/Stop
- \* 4.2 Multi-Information Display with Lexus Personalized Settings, Trip Computer & Outside Temp Display
- \* Carpeted Floor Mats

MANUFACTURER'S SUGGESTED RETAIL PRICE

- \*\* Blind Spot Monitor, Intuitive Parking Assist, Rear Cross Traffic Alert & Automatic Braking 1,065.00
- \*\* Matte Linear Dark Mocha Interior Trim 400.00
- \*\* 20" Gray Metallic Alloy Wheels w/Machined Finish 1,170.00
- \*\* Touch Free Power Rear Door 200.00
- \*\* Heated and Ventilated Front Seats 640.00
- \*\* Bi-LED Headlamps with Adaptive Front Lighting Sys 415.00
- \*\* Navigation System with 12.3" multimedia display, Lexus Enform Destinations (1-year trial subscription included), Lexus Enform App Suite (Complimentary) 2,120.00
- \*\* Premium Package Includes: Leather Trim Seats, Power-folding Outside Mirrors, Driver's Seat/Steering Wheel/Mirror Memory, Aluminum Roof Rails 960.00
- \*\* Moonroof 1,100.00
- \*\* Towing Prep Pkg: Transmission Cooler, Heavy Duty Alternator/Radiator (does not include ball mount) 265.00
- \*\* Heated Matte Linear Dark Mocha Wood Steering Wheel 450.00
- \*\* Cargo Net,Cargo Mat,Wheel Locks & Key Glove 299.00

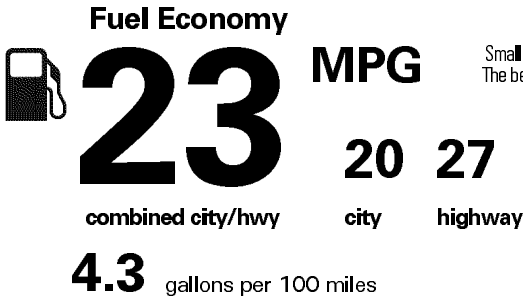
\$43,020.00

EPA DOT Fuel Economy and Environment



Gasoline Vehicle

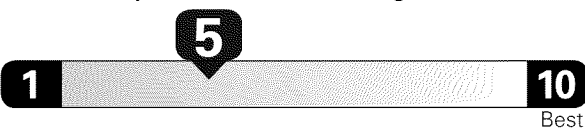
These estimates reflect new EPA methods beginning with 2017 models.



You **spend**  
**\$ 1,000**  
more in fuel costs  
over 5 years  
compared to the  
average new vehicle.

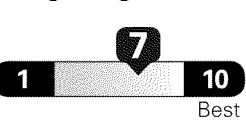
**Annual fuel cost**  
**\$ 1,600**

Fuel Economy & Greenhouse Gas Rating (tailpipe only)



This vehicle emits 391 grams CO2 per mile. The best emits 0 grams per mile (tailpipe only). Producing and distributing fuel also create emissions; learn more at fueleconomy.gov.

Smog Rating (tailpipe only)



Actual results will vary for many reasons, including driving conditions and how you drive and maintain your vehicle. The average new vehicle gets 26 MPG and costs \$7,000 to fuel over 5 years. Cost estimates are based on 15,000 miles per year at \$2.45 per gallon. MPGe is miles per gasoline gallon equivalent. Vehicle emissions are a significant cause of climate change and smog.

**fueleconomy.gov**

Calculate personalized estimates and compare vehicles



Smartphone  
QR Code



GOVERNMENT 5-STAR SAFETY RATINGS

This vehicle has not been rated by the government for overall vehicle score, frontal crash, side crash or rollover risk.

Star ratings range from 1 to 5 stars (★★★★★) with 5 being the highest.  
Source: National Highway Traffic Safety Administration (NHTSA)  
[www.safercar.gov](http://www.safercar.gov) or 1-888-327-4236

SUB-TOTAL \$52,104.00

DELIVERY, PROCESSING AND HANDLING FEE 975.00

TOTAL **\$53,079.00**

APPLICABLE FEDERAL TAXES NOT INCLUDED

Manufacturer's suggested retail price includes manufacturer's recommended pre-delivery service.
License and title fees, state, local and applicable federal taxes, and dealer installed options and accessories are not included in the manufacturer's suggested retail price.
<b>LEXUS NEW VEHICLE LIMITED WARRANTY</b> Limited warranty coverage highlights include * 4YR / 50000 mile basic coverage * 6YR / 70000 mile powertrain coverage * 6YR / Unlimited mile corrosion perforation warranty  See your Warranty and Services Guide for details.
<b>LEXUS IS PLEASED TO OFFER THE FOLLOWING OWNER SUPPORT PACKAGE WITH EACH NEW LEXUS</b> * 24 hour, 365 day/yr. roadside assistance plan * Complimentary 1st and 2nd scheduled maintenance services * Lodging for emergency breakdown 100 miles from home
An extended service contract may be available for this vehicle. Ask dealer for details

750

L169

