

2023OTEVN1AT5-E35--D1443X

2023 OUTLANDER PHEV SEL S-AWC
4-DOOR SUV
COSMIC BLUE / BLACK



2.4L DOHC I4 MIVEC
1 SPEED TRANSMISSION
50-STATE EMISSIONS STANDARD

Mechanical Features

- 20.0 kWh Lithium-Ion Drive Battery
- 120-Volt Charging Cable
- 120V/240V Charging Capability
- DC Fast Charging capability
- Regenerative Braking System (RBS)
- 2.4L MIVEC DOHC 4-cylinder
- Twin Electric Motors
- Front Single Speed, Drive Mode Switchable Reduction Gear Box
- Rear Single Speed, Fixed Reduction Gear Box
- Twin Motor S-AWC (Super All-Wheel Control)
- Paddle Shifters
- Shift By Wire

Exterior Features

- LED Low and High Beam Headlights
- LED Daytime Running Lights
- LED Fog Lights
- Automatic Headlights
- Headlight Washers
- LED tail lights
- Heated Power Side Mirrors
- Power Folding Side Mirrors
- Reverse Auto Tilt Mirrors
- Front Rain-Sensing Wipers
- Front Wiper De-Icer
- Silver Roof Rails
- Body-Color Rear Spoiler with LED Stop Light
- 20-inch Two-Tone Alloy Wheels
- Tire repair kit

Interior Features

- Leather Wrapped Steering Wheel
- Leather-Wrapped Shift Knob
- Heated Front Seats
- Leather Appointed Seating Surfaces
- 40:20:40 Split Type 2nd Row Seat With Folding Function
- 7 Passenger Seating

Convenience Features

- 12.3" Full Digital Driver Display
- 9.0" Navigation System With Smartphone-Link
- Wireless Apple CarPlay®
- Google Android Auto®
- HD Radio®
- Smartphone Wireless Charger
- Bluetooth® Wireless Technology
- Steering Wheel Audio And Phone Controls
- Steering Wheel Voice Recognition Control
- Multi-View Camera System
- Drive Mode Selector (Normal, Power, Eco, Tarmac, Gravel, Snow, Mud)
- 3-Zone Automatic Climate Control
- Remote Keyless Entry
- FAST-Key Entry System w/ Push Button Start
- Rear Door Pull-up Sunshade
- Trunk 1500W AC Outlet
- Front 1x USB-C and 1x USB-A

Convenience Features (cont'd)

- Rear 1x USB-C and 1x USB-A
- Power windows with driver auto up/down for all windows
- Rear seat center armrest with cupholders
- Glove Box
- Mitsubishi Connect with Safeguard and Remote Services and 24-month free trial (mobile app enrollment required)
- SiriusXM® Traffic and Travel Link

Safety & Security

- Anti-lock Braking System (ABS) with Electronic Brakeforce Distribution (EBD) and brake assist
- Electronic Parking Brake With Auto Hold
- Active Stability Control (ASC)
- Hill Start Assist (HSA)
- Tire Pressure Monitoring System (TPMS) With Tire Fill Notification
- Automatic High Beam (AHB)
- Forward Collision Mitigation (FCM) with Pedestrian Detection
- Driver Attention Alert (DAA)
- MI-PILOT Assist w/ Navi-link Adaptive Cruise Control (ACC) with Stop & Go Lane Keep Assist (LKA)
- Departure Prevention (LDP)
- Sign Recognition (TSR)
- Blind Spot Warning (BSW) w/ Lane Change Assist (LCA)
- Rear Cross Traffic Alert (RCTA)
- Rear Automatic Emergency Braking (Rear AEB)
- Lane Departure Warning (LDW)
- Advanced Dual-Stage Front Airbags
- Driver and Passenger SRS Knee Airbags
- Side Curtain SRS Airbags
- Rear Outer-Board Seat-Mounted SRS Side Airbags
- Front Seat-Mounted SRS Center Airbag
- Trailer Stability Assist (TSA)
- Adjustable Front Seat Shoulder Belt Anchors
- Three-Point Seatbelts with Pretensioner For Driver, Passenger, Outer Sides of 2nd Row Seat
- LATCH (Lower Anchors and Tethers for Children) for 2nd Row
- Seatbelt Reminder For All Seating Positions
- Adjustable Front Seat Shoulder Belt Anchors
- Child Safety Rear Door Locks
- Anti-Theft Alarm System
- Anti-Theft Engine Immobilizer
- Rear Seat Alert

Additional Equipment

Full Tank of Gas

- Mitsubishi Connect Subscriptions (enrollment required)
- Safeguard Services
- Remote Services

SEL Touring Package \$2,200.00

- Heated Steering Wheel
- 10.8" Head-Up Display (HUD)
- BOSE Premium Sound System with 9 Speakers
- Power Panoramic Sunroof

Door Ground Illumination \$350.00

- Door Ground Illumination with MITSUBISHI Logo

Tonneau Cover \$200.00

- Tonneau Cover, Retractable

Hood Emblem Chrome \$125.00

- Hood Emblem, Chrome

Welcome \$195.00

- Touch Up Paint Pen (Body Color)
- Console Tray Mat
- Floor Mats, Carpet
- Vehicle Manuals Binder
- Cargo Floor Liner

All-Weather Essentials \$225.00

- Cargo Mat, Reversible
- Floor Mats, All-Weather

Total Additional Equipment: MSRP*: \$45,445.00
Subtotal: \$3,295.00
Destination/Handling: \$48,740.00
Total MSRP*: \$1,445.00
*MSRP (Manufacturer's Suggested Retail Price)

EPA DOT Fuel Economy and Environment



Fuel Economy Standard SUV range from 13 to 102 MPGe. The best vehicle rates 132 MPGe.

Electricity + Gasoline
Charge Time: 6.5 hours (240V)

64 MPGe combined city/highway
0 gal/100 miles
52 kw-hrs/100 miles

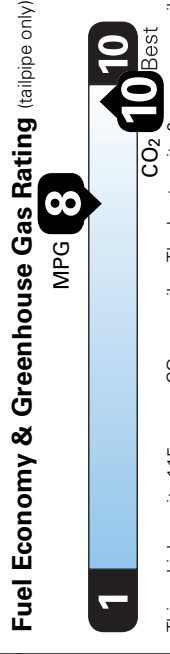
Gasoline Only

26 MPG combined city/highway
3.8 gal/100 miles



You save \$1,500 in fuel costs over 5 years compared to the average new vehicle.

Annual fuel cost \$1,300



Smog Rating (tailpipe only) **7** Best
This vehicle emits 115 grams CO₂ per mile. The best emits 0 grams per mile (tailpipe only). Producing and distributing fuel & electricity also create emissions; learn more at fueleconomy.gov.

Actual results will vary for many reasons, including driving conditions and how you drive and maintain your vehicle. The average new vehicle gets 28 MPG and costs \$6000 to fuel over 5 years. Cost estimates are based on 15000 miles per year at \$2.95 per gallon and \$0.14 per kW-hr. This is a dual fueled automobile. MPGe is miles per gasoline gallon equivalent. Vehicle emissions are a significant cause of climate change and smog.


fueleconomy.gov
Calculate personalized estimates and compare vehicles



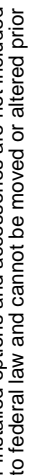
10-year LIMITED POWERTRAIN WARRANTY
100,000-mile ANTI-CORROSION/PERFORATION WARRANTY
7 YEAR / 100,000 MILE POWERTRAIN
5 YEAR / 60,000 MILE BUMPER-TO-BUMPER ROADSIDE ASSISTANCE
*See participating Retailer for Limited Warranty and Roadside Assistance terms and conditions.

GOVERNMENT 5-STAR SAFETY RATINGS
 This vehicle has not been rated by the government for overall vehicle score, frontal crash, side crash, or rollover risk.
 Source: National Highway Traffic Safety Administration (NHTSA).
www.safercar.gov or 1-888-327-4236

Parts Content Information
 For vehicles in this carline:
 Major Sources of Parts Content: **JAPAN 95%**
 For this vehicle:
 Final Assembly Point: **OKAZAKI, JAPAN**
 Country of Origin: **JAPAN**
 Engine: **JAPAN**
 Transmission: **JAPAN**
 Note: Parts content does not include final assembly, distribution, or other non-parts costs.



Cumulative Accessory Weight is 35.6 lbs
 Method of Transport: **TRUCK**
 Plant/Port of Entry: **BALTIMORE, MD**
 VIN : **JA4T5VA9XPZ062482**
 Route Code : **TAR**
 Gasoline, license and title fees, applicable federal, state and local taxes and dealer and distributor installed options and accessories are not included in the manufacturer's suggested retail price. This label has been applied to this vehicle pursuant to federal law and cannot be moved or altered prior to delivery to the ultimate purchaser.



Visit us at www.mitsubishicars.com