



Go Further

ford.com

VEHICLE DESCRIPTION

TAURUS

2015 SEL FWD
5-PASSENGER
3.5L V6 TIVCT ENGINE
6-SPEED AUTO TRANSMISSION

EXTERIOR
WHITE PLATINUM MET TRI-COAT
INTERIOR
CHARCOAL BLK CLOTH SEATING

FG 184542

STANDARD EQUIPMENT INCLUDED AT NO EXTRA CHARGE			
EXTERIOR	INTERIOR	FUNCTIONAL	SAFETY/SECURITY
• 18" PAINTED ALUMINUM WHLS	• POWER DRIV AND PASS SEATS	• FRONT WHEEL DRIVE	• SOS POST CRASH ALERT SYS
• P235/55R18 A/S BSW TIRES	- 6-WAY	• 6-SPEED SELECTSHIFT TRANS	• PERSONAL SAFETY SYSTEM
• AUTO PROJ BEAM HEADLAMPS	• 60/40 FOLD-FLAT REAR BENCH	• POWER STEERING W/EPAS	• AIRBAGS - FRONT AND SIDE
• RAISED POWER DOME HOOD	• DUAL ZONE ELEC TEMP CNTRL	• 4-WHL DISC BRAKES W / ABS	• ADVANCETRAC WITH RSC
• LED TAILLAMPS	• LEATHER WRAPPED STR WHEEL	• CURVE CONTROL	• SAFETY CANOPY - 2 ROWS
• SUPPLEMENTAL PARK LAMPS	W/ CRUISE, AUDIO AND	• SYNC W/ MYFORD TOUCH	• PERIMETER ALARM
• MIRRORS-MAN FOLD DUAL PWR	CLIMATE CONTROL	• SIRIUSXM RADIO W/6 MO. TRI	• LATCH CHILD SAFETY SYSTEM
HEATED WITH APPROACH LAMP	• TILT/TELESCOPE STR COLUMN	• REVERSE SENSING AND	• CHILDPROOF REAR DOOR LOCKS
• INTEGRATED SPOTTER MIRRORS	• 1-TOUCH UP/DOWN DRIVER WIN	REAR VIEW CAMERA	• ILLUMINATED ENTRY
• SECURICODE KEYLESS ENTRY	• CENTER CONSOLE W/ARMREST,	• MESSAGE CTR: OUTSIDE TEMP,	• MYKEY
• QUASI-DUAL EXHAUST SYSTEM	STORAGE & 2 CUPHOLDERS	COMPASS, TRIP COMPUTER	• TIRE PRESSURE MONITOR SYS
• EXHAUST TIPS - CHROME	• DUAL ILLUM VANITY MIRRORS	• ELECTROCHROMIC MIRROR	
• DOOR HANDLES - BODY COLOR	• UNIQUE DOOR/IP APPLIQUES	• WIPER ACTIVATED HEADLAMPS	
• MINI SPARE TIRE/WHEEL	• MAP POCKETS- DRIVER & PASS	• REMOTE START	
• EASY FUEL CAPLESS FILLER	• FRONT AND REAR FLOOR MATS	• 19.0 GALLON FUEL TANK	

INCLUDED ON THIS VEHICLE	(MSRP)		(MSRP)
EQUIPMENT GROUP 201A	1,050.00	PRICE INFORMATION	
•AUDIO - W/IP CENTER CH SPEAKE		BASE PRICE	\$29,485.00
•HMI W/8" SCREEN PAINTED FP		TOTAL OPTIONS/OTHER	4,130.00
•SYNC VOICE ACTIVATED SYSTEMS			
•PUSH BUTTON START W/REMOTE			
•NON-MEMORY ADJUSTABLE PEDALS			
		TOTAL VEHICLE & OPTIONS/OTHER	33,615.00
		DESTINATION & DELIVERY	875.00
OPTIONAL EQUIPMENT/OTHER			
2015 MODEL YEAR			
WHITE PLATINUM MET TRI-COAT	595.00		
245/45R20 V RATED TIRES	NO CHARGE		
VOICE ACT NAVIGATION SYS	795.00		
CALIFORNIA EMISSIONS SYSTEM	NO CHARGE		
POWER MOONROOF	995.00		
20" MACH/LOW GLOSS EBONY WHL	695.00		

	RAMP ONE		TOTAL MSRP	\$34,490.00
	CK36		This label is affixed pursuant to the Federal Automobile Information Disclosure Act. Gasoline, License, and Title Fees, State and Local taxes are not included. Dealer installed options or accessories are not included unless listed above.	
	RAMP TWO	FINAL ASSEMBLY PLANT		
		CHICAGO		
	METHOD OF TRANSP.	ITEM #: 71-Z700 O/T 2		
	CONVOY	FG281 N RA 2X 525 000160 07 28 15		

EPA DOT

Fuel Economy and Environment

Gasoline Vehicle

Fuel Economy

23

combined city/hwy

19

city

29

highway

4.3 gallons per 100 miles

Large Cars range from 14 to 40 MPG. The best vehicle rates 119 MPGe.

You spend

\$500

more in fuel costs over 5 years

compared to the average new vehicle.

Annual fuel cost

\$2,300

Fuel Economy & Greenhouse Gas Rating (tailpipe only)

Smog Rating (tailpipe only)

110Best




510Best

This vehicle emits 393 grams CO₂ per mile. The best emits 0 grams per mile (tailpipe only). Producing and distributing fuel also create emissions; learn more at fueleconomy.gov.


Actual results will vary for many reasons, including driving conditions and how you drive and maintain your vehicle. The average new vehicle gets 24 MPG and costs \$11,000 to fuel over 5 years. Cost estimates are based on 15,000 miles per year at \$3.50 per gallon. MPGe is miles per gasoline gallon equivalent. Vehicle emissions are a significant cause of climate change and smog.

fueleconomy.gov

Calculate personalized estimates and compare vehicles



Smartphone QR Code™



GOVERNMENT 5-STAR SAFETY RATINGS

Overall Vehicle Score

★★★★★

Based on the combined ratings of frontal, side and rollover. Should ONLY be compared to other vehicles of similar size and weight.

Frontal Crash	Driver Passenger	★★★★★
---------------	------------------	-------

Based on the risk of injury in a frontal impact. Should ONLY be compared to other vehicles of similar size and weight.

Side Crash	Front seat Rear seat	★★★★★
------------	----------------------	-------

Based on the risk of injury in a side impact.

Rollover

★★★★

Based on the risk of rollover in a single-vehicle crash.

Star ratings range from 1 to 5 stars (★★★★★), with 5 being the highest. Source: National Highway Traffic Safety Administration (NHTSA). www.safercar.gov or 1-888-327-4236



1FAHP2E81FG184542



Extended Service Plan

Ford ESP is the only extended service plan honored at every Ford dealership in the U.S. and Canada. See your dealer for additional details or visit www.FordOwner.com for more information.



FORD CREDIT

Choose the vehicle you want. Whether you decide to lease or finance, you'll find the choices that are right for you. See your Ford Dealer for details or visit www.FordCredit.com.



Go Further



Scan this code to experience this vehicle or text 1FFG184542 to 48028

or Visit ford.com/windowsticker

Standard messaging & data plan rates may apply.

04/19/2016

1201508042496