



Go Further

ford.com

VEHICLE DESCRIPTION

FUSION

2013 FUSION SE
5-PASSENGER
1.6L I4 GTDI
6-SPD AUTO TRANSMISSION

DR 137978

EXTERIOR
BORDEAUX RESERVE RED METALL
INTERIOR
CHARCOAL BLK CLOTH SEATS

| STANDARD EQUIPMENT INCLUDED AT NO EXTRA CHARGE | | | |
|--|---|------------------------------|------------------------------|
| EXTERIOR | INTERIOR | FUNCTIONAL | SAFETY/SECURITY |
| • MIRRORS-MAN FOLD DUAL PWR HEATED WITH APPROACH LAMP | • SEATS-10-WAY PWR DR & 4-WAY MANUAL PASS | • 6-SPEED SELECTSHIFT TRANS | • ADVANCETRAC ESC |
| • HALOGEN HEADLAMPS | • 60/40 SPLIT FOLD REAR SEAT | • INTERMITTENT SPEED WIPERS | • LATCH CHILD SAFETY SYSTEM |
| • EXHAUST TIPS - CHROME | • A/C CLIMATE CONTROL | • AM/FM SINGLE CD/MP3, 6SPKR | • PERIMETER ALARM |
| • INTEGRATED SPOTTER MIRRORS | • CENTER CONSOLE W/ARMREST | • MESSAGE CENTER W/TRIP CPTR | • SECURILOCK PASS ANTI THEFT |
| • AUTO HEADLAMPS | • 1TOUCH UP/DOWN DR/PASS WIN | • POWER WINDOWS & LOCKS | • AIRBAGS - DUAL STAGE FRONT |
| • KEYLESS ENTRY KEYPAD | • DUAL ILLUM VANITY MIRRORS | • MYKEY | • AIRBAGS, FRONT SIDE SEAT |
| • EASY FUEL CAPLESS FILLER | • POWERPOINTS (3) | • GLOBAL OPEN/CLOSE WINDOWS | • AIRBAGS - SIDE CURTAIN |
| • BODY SIDE MOLDINGS - BODY COLOR | • FRONT FLOOR MATS | • HILL START ASSIST | • AIRBAG - DRIVER KNEE |
| | • TILT STEERING WHL/ CRUISE & AUDIO CONTROLS | • SYNC W/ MYFORD | • TIRE PRESSURE MONITOR SYS |
| | • REAR A/C DUCTS | • POWER STEERING W/EPAS | • ELECTRIC PARKING BRAKE |
| | | • 4-WHL DISC BRAKES W / ABS | • EMERGENCY BRAKE ASSIST |
| | | • SIRIUS SAT SVC N/A AK & HI | |
| | | • REAR WINDOW DEFROSTER | |
| | | • REMOTE KEYLESS ENTRY | |
| | | | WARRANTY |
| | | | • 3YR/36,000 BUMPER / BUMPER |
| | | | • 5YR/60,000 POWERTRAIN |
| | | | • 5YR/60,000 ROADSIDE ASSIST |


| INCLUDED ON THIS VEHICLE | (MSRP) | | (MSRP) |
|---------------------------------|----------|-------------------------|-------------|
| EQUIPMENT GROUP 204A | 1,510.00 | PRICE INFORMATION | |
| • APPEARANCE PACKAGE | | BASE PRICE | \$23,700.00 |
| • 18" PREMIUM PAINTED SPORT WHL | | TOTAL OPTIONS | 3,600.00 |
| • 235/45R18 94V A/S TIRES | | | |
| • REAR SPOILER | | | |
| | | TOTAL VEHICLE & OPTIONS | 27,300.00 |
| | | DESTINATION & DELIVERY | 795.00 |
| | | | |
| | | TOTAL BEFORE DISCOUNTS | 28,095.00 |
| | | | |
| | | EQUIPMENT GROUP SAVINGS | - 10.00 |
| | | | |
| | | NATL APPEARANCE PKG DIS | - 250.00 |
| | | | |
| | | TOTAL SAVINGS | - 260.00 |

| | |
|-------------------------------|----------|
| OPTIONAL EQUIPMENT | |
| .235/45R18 94V A/S TIRES | |
| SE TECH/MY FORD TOUCH PACKAGE | 1,000.00 |
| .DUAL ZONE A/C-EATC | |
| .REAR VIEW VIDEO CAMERA | |
| REVERSE SENSING SYSTEM | 295.00 |
| NAVIGATION SYSTEM | 795.00 |


| | | | |
|--|-------------------|----------------------|---|
| | RAMP ONE | | TOTAL MSRP \$27,835.00 |
| | RA4F | | |
| | RAMP TWO | FINAL ASSEMBLY PLANT | This label is affixed pursuant to the Federal Automobile Information Disclosure Act. Gasoline, License, and Title Fees, State and Local taxes are not included. Dealer installed options or accessories are not included unless listed above. |
| | | HERMOSILLO | |
| | METHOD OF TRANSP. | ITEM #: | 21-S601 O/T 2 |
| | RAIL | | CK082 N RA 2X 315 000192 10 08 12 |

EPA
DOT

Fuel Economy and Environment

 Gasoline Vehicle

Fuel Economy



28 MPG

combined city/hwy

23 city

36 highway

3.6 gallons per 100 miles

Midsized Cars range from 13 to 99 MPG.
The best vehicle rates 112 MPGe.

You save

\$2,100

in fuel costs over 5 years compared to the average new vehicle.

Annual fuel cost

\$1,900

Fuel Economy & Greenhouse Gas Rating (tailpipe only)

Smog Rating (tailpipe only)

1710

7

10

Best

1510

5

10




Best

This vehicle emits 320 grams CO₂ per mile. The best emits 0 grams per mile (tailpipe only). Producing and distributing fuel also create emissions; learn more at fueleconomy.gov.

Actual results will vary for many reasons, including driving conditions and how you drive and maintain your vehicle. The average new vehicle gets 23 MPG and costs \$11,600 to fuel over 5 years. Cost estimates are based on 15,000 miles per year at \$3.55 per gallon. MPGe is miles per gasoline gallon equivalent. Vehicle emissions are a significant cause of climate change and smog.

fueleconomy.gov

Calculate personalized estimates and compare vehicles



GOVERNMENT 5-STAR SAFETY RATINGS


Overall Vehicle Score

To Be Rated


Based on the combined ratings of frontal, side and rollover. Should ONLY be compared to other vehicles of similar size and weight.

| | | |
|--|----------------------|-------------------------|
| Frontal Crash | Driver Passenger | To Be Rated To Be Rated |
| Based on the risk of injury in a frontal impact. Should ONLY be compared to other vehicles of similar size and weight. | | |
| Side Crash | Front seat Rear seat | To Be Rated To Be Rated |
| Based on the risk of injury in a side impact. | | |
| Rollover | To Be Rated | |
| Based on the risk of rollover in a single-vehicle crash. | | |

Star ratings range from 1 to 5 stars (★★★★★), with 5 being the highest.
Source: National Highway Traffic Safety Administration (NHTSA).
www.safercar.gov or 1-888-327-4236

 Extended Service Plan

Ford ESP is the only extended service plan honored at every Ford dealership in the U.S. and Canada. See your dealer for additional details or visit www.FordOwner.com for more information.

 FordCredit

Choose the vehicle you want. Whether you decide to lease or finance, you'll find the choices that are right for you. See your Ford Dealer for details or visit www.FordCredit.com.

Scan this code to experience this vehicle or text 3FDR137978 to 48028 or Visit ford.com/windowsticker

Standard messaging & data plan rates may apply.

08/24/2018