



Go Further

ford.com

VEHICLE DESCRIPTION

F-150

2021 F-150 4X4 SUPERCREW
145" WHEELBASE
3.5L POWERBOOST FULL HYBRID
HYBRID ELEC 10-SPD AUTO TRA

EXTERIOR
OXFORD WHITE
INTERIOR
BLACK SPORT 40/CONSOLE/40

MF A78524

STANDARD EQUIPMENT INCLUDED AT NO EXTRA CHARGE

EXTERIOR

- DAYTIME RUNNING LAMPS
- EASY FUEL® CAPLESS FILLER
- FOG LAMPS
- FULLY BOXED STEEL FRAME
- HEADLAMPS - AUTO HIGH BEAM
- HEADLAMPS - AUTOLAMP (ON/OFF)
- MANUAL FOLD POWER MIRRORS
- PICKUP BOX TIE DOWN HOOKS
- POWER TAILGATE LOCK
- REAR PRIVACY GLASS
- TRAILER SWAY CONTROL

INTERIOR

- 1TOUCH UP/DOWN DR/PASS WIN
- 60/40 FOLD-UP REAR BENCH SEAT
- DOOR LOCKS - POWER
- DUAL VISOR VANITY MIRRORS
- ILLUMINATED ENTRY
- MESSAGE CTR: OUTSIDE TEMP, COMPASS, TRIP COMPUTER
- POWERPOINTS - 12V
- TILT/TELESCOPE STR COLUMN

FUNCTIONAL

- AUTO HOLD
- AUTO START STOP TECH
- BLIS W/CROSS-TRAFFIC ALERT
- DYNAMIC HITCH ASSIST
- ELECT 4X4 SHIFT-ON-FLY
- FORDPASS CONNECT™ 4G HOTSPOT TELEMATICS MODEM
- GAS-CHARGED SHOCKS
- LANE-KEEPING SYSTEM
- POST-COLLISION BRAKING
- PRE-COLLISION ASSIST W/AEB
- REVERSE BRAKE ASSIST
- REVERSE SENSING AND REAR VIEW CAMERA
- SELECTSHIFT®

SAFETY/SECURITY

- ADVANCETRAC® WITH RSC®
- AIRBAGS - FRONT SEAT MOUNTED SIDE IMPACT
- AIRBAGS - SAFETY CANOPY®
- CTR HIGH MOUNT STOP LAMP
- PERIMETER ALARM
- SOS POST-CRASH ALERT SYST™
- TIRE PRESSURE MONIT SYS

INCLUDED ON THIS VEHICLE
EQUIPMENT GROUP 302A

- XLT SERIES
- ELECTRONIC AUTO TEMP CONTROL
- SIRIUS XM RADIO
- SYNC 4
- LED SIDE-MIRROR SPOTLIGHTS
- REMOTE START SYSTEM
- LED BOX LIGHTING

(MSRP)

5,730.00

PRICE INFORMATION

BASE PRICE \$43,805.00

TOTAL OPTIONS/OTHER 16,090.00

TOTAL VEHICLE & OPTIONS/OTHER DESTINATION & DELIVERY

59,895.00 1,695.00

TOTAL BEFORE DISCOUNTS

61,590.00

XLT HIGH CHRM OR SPRT

- 2,000.00

TOTAL SAVINGS

- 2,000.00


OPTIONAL EQUIPMENT/OTHER

3.5L POWERBOOST FULL HYBRID
HYBRID ELEC 10-SPD AUTO TRANS
3.73 ELECTRONIC LOCK RR AXLE
7350# GVWR PACKAGE
FRONT LICENSE PLATE BRACKET
50 STATE EMISSIONS
TWIN PANEL MOONROOF
LINER-TRAY STYLE-NO CARPET MAT
PRO POWER ONBOARD - 7.2KW
CONNECTED BUILT-IN NAVIGATION
TRAILER TOW PACKAGE
.INTEGRATED TRAILER BRAKE CONT
MIRROR MAN FOLD W/POWER GLASS
FX4 OFF-ROAD PACKAGE
.SKID PLATES
TAILGATE STEP
XLT SPORT APPEARANCE PACKAGE
.275/65R 18 OWL ALL-TERRAIN
.18" 6-SPOKE GLOSS BLACK WHEEL

4,495.00
NO CHARGE
NO CHARGE
NO CHARGE
1,495.00
NO CHARGE
750.00
795.00
1,090.00


1,005.00

430.00
300.00

	RAMP ONE		TOTAL MSRP \$59,590.00
	RU08		
	RAMP TWO	RAIL	<div><div></div><div>Whether you decide to lease or finance your vehicle, you'll find the choices that are right for you. See your dealer for details or visit www.ford.com/finance.</div></div>
		ITEM #: 56-L537 O/T 2	
	This label is affixed pursuant to the Federal Automobile Information Disclosure Act. Gasoline, License, and Title Fees, State and Local taxes are not included. Dealer installed options or accessories are not included unless listed above.		LM011 N RB 2X 125 006484 12 01 20


EPA DOT

Fuel Economy and Environment



Gasoline Vehicle

Fuel Economy



24 MPG

combined city/hwy

24 city

24 highway

4.2 gallons per 100 miles

Standard Pickup Trucks range from 14 to 27 MPG. The best vehicle rates 141 MPGe.

You spend \$1,000 more in fuel costs over 5 years compared to the average new vehicle.

Annual fuel cost \$1,700


Fuel Economy & Greenhouse Gas Rating (tailpipe only) 5

Smog Rating (tailpipe only) 5

This vehicle emits 368 grams CO₂ per mile. The best emits 0 grams per mile (tailpipe only). Producing and distributing fuel also create emissions; learn more at fuelconomy.gov.

Actual results will vary for many reasons, including driving conditions and how you drive and maintain your vehicle. The average new vehicle gets 27 MPG and costs \$7,500 to fuel over 5 years. Cost estimates are based on 15,000 miles per year at \$2.70 per gallon. MPGe is miles per gasoline gallon equivalent. Vehicle emissions are a significant cause of climate change and smog.

Smartphone QR Code™



GOVERNMENT 5-STAR SAFETY RATINGS

Overall Vehicle Score Not Rated

Based on the combined ratings of frontal, side and rollover. Should ONLY be compared to other vehicles of similar size and weight.

Frontal Crash Driver Passenger Not Rated Not Rated

Based on the risk of injury in a frontal impact. Should ONLY be compared to other vehicles of similar size and weight.

Side Crash Front seat Rear seat Not Rated Not Rated


Based on the risk of injury in a side impact.


Rollover Not Rated

Based on the risk of rollover in a single-vehicle crash.

Star ratings range from 1 to 5 stars (★★★★★), with 5 being the highest. Source: National Highway Traffic Safety Administration (NHTSA). www.safercar.gov or 1-888-327-4236

1FTFW1ED8MFA78524






WARNING: Operating, servicing and maintaining a passenger vehicle, pickup truck, van, or off-road vehicle can expose you to chemicals including engine exhaust, carbon monoxide, phthalates, and lead, which are known to the State of California to cause cancer and birth defects or other reproductive harm. To minimize exposure, avoid breathing exhaust, do not idle the engine except as necessary, service your vehicle in a well-ventilated area and wear gloves or wash your hands frequently when servicing your vehicle. For more information go to www.P65Warnings.ca.gov/passenger-vehicle.

SCAN OR TEXT 1FMFA78524 TO 48028

Msg & Data rates may apply. Text HELP for help



www.ford.com/help/privacy-terms/

2202012070059